

KOJAMO OYJ

ISIN: **FI4000312251**

WKN: -

Overview

2024/01/19 18:10:51

Price

12.30 USD

Difference  -6.77% (-0.89)

General attributes

ISIN	FI4000312251
Symbol	KOJAMO
Exchange	FINRA other OTC Issues
Currency	USD
Sector	Other
Security type	Stock
Market cap (m)	2,254 EUR
Benchmark	OMX HELSINKI 25

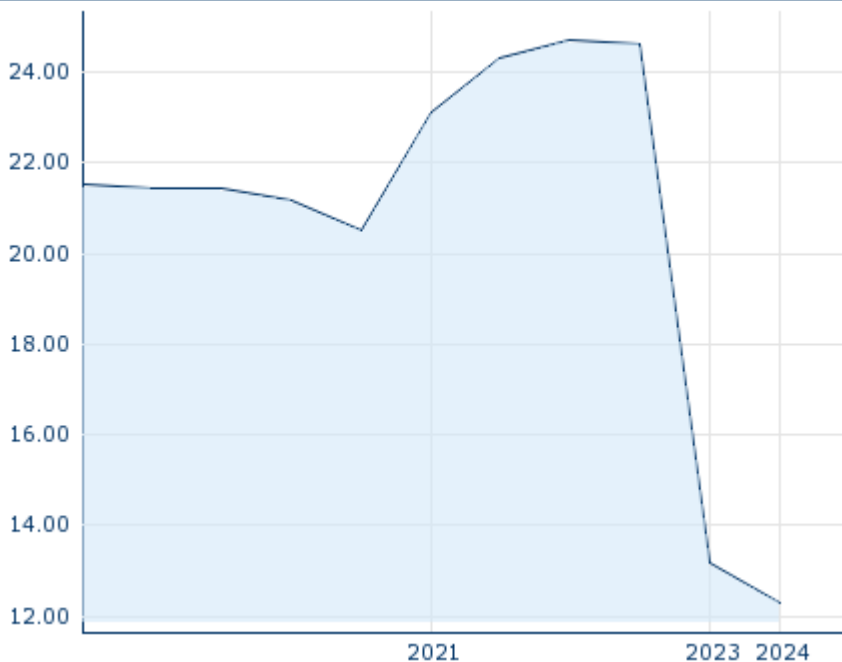
Market data

Bid (Bid size)	-
Ask (Ask size)	-
Open	12.30 USD
High	12.30 USD
Low	12.30 USD
Close (prev. day)	13.1935 USD
VWAP	12.30 USD
Volume (pcs)	5,814
Trading volume	71,512.20
Number of trades	2
Last size	2,907

Futures and Options











Related Futures	23
Related Options	-

5y



Information about previous performance does not guarantee future performance.
Source: FactSet

Recent research

on sector		on market	
Date		Headline	Download
2024/07/26		Equity Weekly	
2024/07/24		Global Equity Ratings	
2024/07/24		Aktienempfehlungen Global	
2024/07/15		Aktienempfehlungen Global	
2024/07/12		Global Equity Ratings	

Details

2024/01/19 18:10:51

Price

12.30 USD

Difference  -6.77% (-0.89)

General attributes

ISIN	FI4000312251
Symbol	KOJAMO
Exchange	FINRA other OTC Issues
Currency	USD
Sector	Other
Security type	Stock
Market cap (m)	2,254 EUR
Benchmark	OMX HELSINKI 25

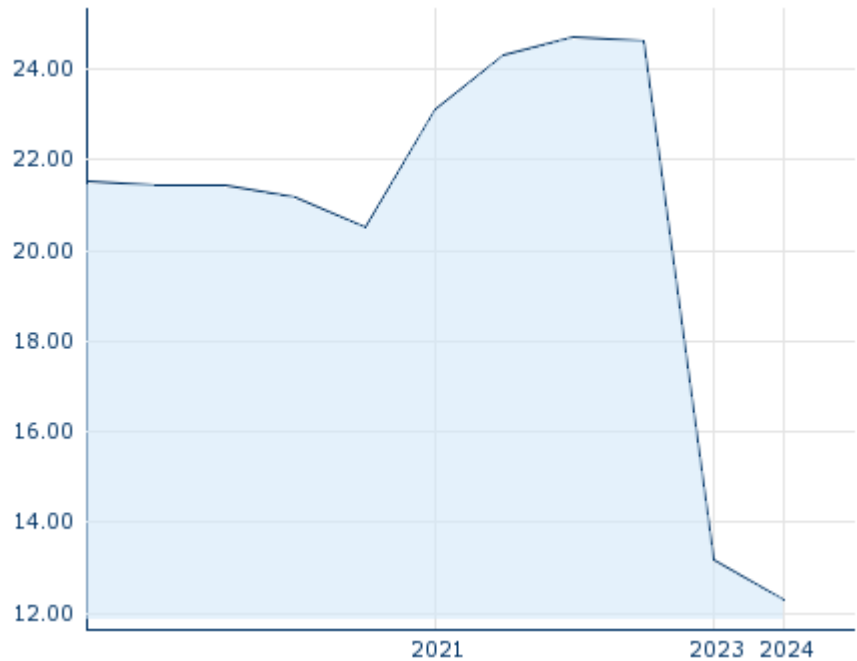
Market data

Bid (Bid size)	-
Ask (Ask size)	-
Open	12.30 USD
High	12.30 USD
Low	12.30 USD
Close (prev. day)	13.1935 USD
VWAP	12.30 USD
Volume (pcs)	5,814
Trading volume	71,512.20
Number of trades	2
Last size	2,907

Performance and Risk

	6m	1y	3y
Perf (%)	-	-	-
Perf (abs.)	-	-	-
Beta	1.10	1.56	1.02
Volatility	-	-	6.45

5y



Information about previous performance does not guarantee future performance.
Source: FactSet

Price data

Ø price 5 days Ø volume 5 days (pcs.)	- USD (-)
Ø price 30 days Ø volume 30 days (pcs.)	- USD (280)
Ø price 100 days Ø volume 100 days (pcs.)	12.75 USD (168)
Ø price 250 days Ø volume 250 days (pcs.)	- USD (-)
YTD High date	12.30 USD (2024/01/19)
YTD Low date	12.30 USD (2024/01/19)
52 Weeks High date	- USD (-)
52 Weeks Low date	- USD (-)

Arbitrage views

Exchange 	Date	Time	Price	Trading volume (mio.)	Number of trades
Tradegate	2024/07/26	22:26	9.145 EUR	0.00	1
Stuttgart	2024/07/26	13:56	9.11 EUR	0.00	4
Nasdaq Helsinki	2024/07/26	18:00	9.12 EUR	1.44	547
Munich	2024/07/26	08:19	9.09 EUR	0.00	2
London Stock Exchange	2024/	17:25	9.09 EUR	0.00	2

European Trade Reporting	07/26					
Frankfurt	2024/ 07/26	08:24	9.045	EUR	0.00	2
FINRA other OTC Issues	2024/ 01/19	18:10	12.30	USD	0.07	2
Duesseldorf	2024/ 07/26	08:11	9.085	EUR	0.00	3
Berlin	2024/ 07/26	21:43	9.13	EUR	0.00	17

Company profile

Company Logo



Company Profile

-

Contact Details

KOJAMO

--

Telefon: -

Fax: -

E-mail: -