

HYLORIS PHARMACEUTICALS SA

ISIN: **BE0974363955** WKN: -

Overview

2024/04/26 17:37:36

Price
11.70 EURDifference  -1.27% (-0.15)

General attributes

ISIN	BE0974363955
Symbol	HYL
Exchange	Euronext Brussels
Currency	EUR
Sector	Chemical / Pharmaceutical / Health
Security type	Stock
Market cap (m)	328 EUR
Benchmark	BEL 20 INDEX

Market data

Bid (Bid size)	- (119)
Ask (Ask size)	- (8,064)
Open	11.90 EUR
High	11.90 EUR
Low	11.70 EUR
Close (prev. day)	11.85 EUR
VWAP	11.762277 EUR
Volume (pcs)	5,657
Trading volume	66,539.00
Number of trades	52
Last size	97

Futures and Options




Related Futures	-
Related Options	-

5y



Information about previous performance does not guarantee future performance.
Source: FactSet

Recent research

on sector		on market	
Date		Headline	Download
2024/04/29		Aktienempfehlungen Österreich	
2024/04/26		Global Equity Ratings	
2024/04/26		Aktienempfehlungen Global	
2024/04/15		Aktienempfehlungen Österreich	
2024/04/03		Global Equity Ratings	

Details

2024/04/26 17:37:36

Price

11.70 EUR

Difference 📉 -1.27% (-0.15)

General attributes

ISIN	BE0974363955
Symbol	HYL
Exchange	Euronext Brussels
Currency	EUR
Sector	Chemical / Pharmaceutical / Health
Security type	Stock
Market cap (m)	328 EUR
Benchmark	BEL 20 INDEX

Market data

Bid (Bid size)	- (119)
Ask (Ask size)	- (8,064)
Open	11.90 EUR
High	11.90 EUR
Low	11.70 EUR
Close (prev. day)	11.85 EUR
VWAP	11.762277 EUR
Volume (pcs)	5,657
Trading volume	66,539.00
Number of trades	52
Last size	97

Performance and Risk

	6m	1y	3y
Perf (%)	-5.65%	-8.95%	-9.30%
Perf (abs.)	-0.70	-1.15	-1.20
Beta	0.43	0.10	0.44
Volatility	35.39	33.36	33.04

5y



Information about previous performance does not guarantee future performance.
Source: FactSet

Price data

Ø price 5 days Ø volume 5 days (pcs.)	11.83 EUR (6,279)
Ø price 30 days Ø volume 30 days (pcs.)	11.84 EUR (14,992)
Ø price 100 days Ø volume 100 days (pcs.)	12.32 EUR (11,731)
Ø price 250 days Ø volume 250 days (pcs.)	12.01 EUR (7,711)
YTD High date	13.30 EUR (2024/01/03)
YTD Low date	11.00 EUR (2024/03/22)
52 Weeks High date	14.10 EUR (2023/10/18)
52 Weeks Low date	10.60 EUR (2023/12/20)

Arbitrage views

Exchange	Date	Time	Price	Trading volume (mio.)	Number of trades
Stuttgart	2024/04/29	08:08	11.55 EUR	0.00	3
London Stock Exchange	-	-	-	0.00	-
Frankfurt	2024/04/29	08:22	11.40 EUR	0.00	2
Euronext Brussels	2024/04/26	17:37	11.70 EUR	0.07	52
Duesseldorf	2024/04/29	08:12	11.50 EUR	0.00	1

Company profile

Company Logo



Contact Details

HYLORIS PHARMACEUTICALS SA

--

Boulevard Patience et Beaujonc N°3/1 -
4000 Liege

Telefon: +32-4-346-02-07

Fax: +

E-mail: contact@hyloris.com

Company Profile

-

Members of Management Board

Stijn van Rompay Chairman of Managing Board

Dietmar Aichhorn Member of Executive Committee

Jean-Luc Vandebroek Member of Executive Committee

Koenraad van der Elst Member of Executive Committee

Thomas Jacobsen Member of Executive Committee

Board of directors

Stefan Yee Chairman of Supervisory Board

Carolyn Myers Member of Supervisory Board

Chris Buyse Member of Supervisory Board

James Gale Member of Supervisory Board

Leon van Rompay Member of Supervisory Board

Marc Foidart Member of Supervisory Board

Thomas Jacobsen Member of Supervisory Board