

FINEOS CORPORATION NPV CDI 1:1

ISIN: **AU0000054322** WKN: -

Overview

2024/06/24 17:54:14

Price
1.04 USDDifference  4.00% (0.04)

General attributes

ISIN	AU0000054322
Symbol	FCL
Exchange	FINRA other OTC Issues
Currency	USD
Sector	-
Security type	Stock
Market cap (m)	0
Benchmark	MSCI WORLD INDEX (STRD, UHD)

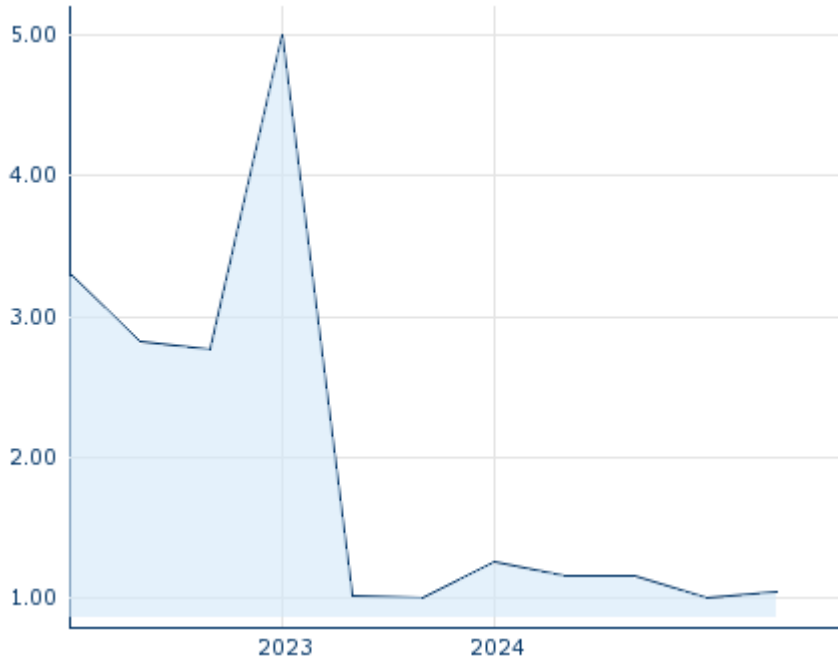
Market data

Bid (Bid size)	-
Ask (Ask size)	-
Open	1.04 USD
High	1.04 USD
Low	1.04 USD
Close (prev. day)	1.00 USD
VWAP	1.04 USD
Volume (pcs)	2,000
Trading volume	2,080.00
Number of trades	1
Last size	2,000

Futures and Options


Related Futures	-
Related Options	-

5y



Information about previous performance does not guarantee future performance.
Source: FactSet

Recent research

on market			
Date		Headline	Download
2024/07/15		Aktienempfehlungen Global	
2024/07/03		Global Strategy 3Q 2024	
2024/07/03		Global Strategy 3Q 2024	
2024/06/21		Global Equity Ratings	
2024/06/21		Aktienempfehlungen Global	

Details

2024/06/24 17:54:14

Price

1.04 USD

Difference ▲ 4.00% (0.04)

General attributes

ISIN	AU0000054322
Symbol	FCL
Exchange	FINRA other OTC Issues
Currency	USD
Sector	-
Security type	Stock
Market cap (m)	0
Benchmark	MSCI WORLD INDEX (STRD, UHD)

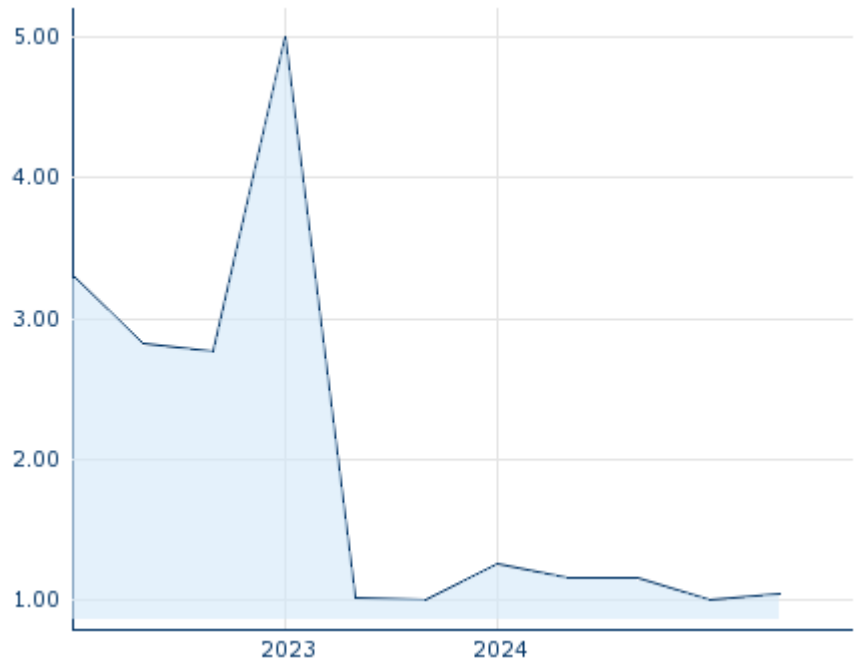
Market data

Bid (Bid size)	-
Ask (Ask size)	-
Open	1.04 USD
High	1.04 USD
Low	1.04 USD
Close (prev. day)	1.00 USD
VWAP	1.04 USD
Volume (pcs)	2,000
Trading volume	2,080.00
Number of trades	1
Last size	2,000

Performance and Risk

	6m	1y	3y
Perf (%)	-	-	-
Perf (abs.)	-	-	-
Beta	0.81	0.46	0.70
Volatility	72.10	59.57	51.03

5y



Information about previous performance does not guarantee future performance.
Source: FactSet

Price data

Ø price 5 days Ø volume 5 days (pcs.)	- USD (-)
Ø price 30 days Ø volume 30 days (pcs.)	1.04 USD (2,073)
Ø price 100 days Ø volume 100 days (pcs.)	1.06 USD (1,439)
Ø price 250 days Ø volume 250 days (pcs.)	1.58 USD (770)
YTD High date	1.25 USD (2024/02/20)
YTD Low date	1.00 USD (2024/03/08)
52 Weeks High date	5.00 USD (2023/09/26)
52 Weeks Low date	1.00 USD (2023/12/20)

Arbitrage views

Exchange ⊕	Date	Time	Price	Trading volume (mio.)	Number of trades
Frankfurt	2024/07/18	08:27	1.05 EUR	0.00	2
FINRA other OTC Issues	2024/06/24	17:54	1.04 USD	0.00	1
Australian Securities Exchange	2024/07/18	08:10	1.74 AUD	0.07	320

Company profile

Company Logo

Contact Details

FINEOS CORPORATION HOLDINGS PLC

--

Telefon: -

Fax: -

E-mail: -

Company Profile

-