

## NEOEN S.A.

ISIN: FR0011675362

WKN: -

## Overview

2024/09/17 22:26:43

Price  
38.82 EURDifference  -0.36% (-0.14)

## General attributes

ISIN	FR0011675362
Symbol	NEOEN
Exchange	Tradegate
Currency	EUR
Sector	Utilities
Security type	Stock
Market cap (m)	5,938 EUR
Benchmark	CAC 40 INDEX

## Market data

Bid (Bid size)	38.52 EUR (85)
Ask (Ask size)	39.10 EUR (80)
Open	38.98 EUR
High	38.98 EUR
Low	38.82 EUR
Close (prev. day)	38.96 EUR
VWAP	38.85091 EUR
Volume (pcs)	11
Trading volume	427.36
Number of trades	10
Last size	1

## Futures and Options




Related Futures	-
Related Options	-

5y



Information about previous performance does not guarantee future performance.  
Source: FactSet

## Recent research

on sector		on market	
Date		Headline	Download
2024/09/11		Global Equity Ratings	
2024/09/11		Aktienempfehlungen Global	
2024/09/09		Aktienempfehlungen Österreich	
2024/09/06		Equity Weekly	
2024/09/05		Global Equity Ratings	

## Details

2024/09/17 22:26:43

## Price

38.82 EUR

Difference ▼ -0.36% (-0.14)

## General attributes

ISIN	FR0011675362
Symbol	NEOEN
Exchange	Tradegate
Currency	EUR
Sector	Utilities
Security type	Stock
Market cap (m)	5,938 EUR
Benchmark	CAC 40 INDEX

## Market data

Bid (Bid size)	38.52 EUR (85)
Ask (Ask size)	39.10 EUR (80)
Open	38.98 EUR
High	38.98 EUR
Low	38.82 EUR
Close (prev. day)	38.96 EUR
VWAP	38.85091 EUR
Volume (pcs)	11
Trading volume	427.36
Number of trades	10
Last size	1

## Performance and Risk

	6m	1y	3y
Perf (%)	+53.22%	+35.82%	+26.87%
Perf (abs.)	+13.54	+10.28	+8.26
Beta	-	-	-
Volatility	38.20	35.61	37.16

5y



Information about previous performance does not guarantee future performance.  
Source: FactSet

## Price data

Ø price 5 days   Ø volume 5 days (pcs.)	38.94 EUR (253)
Ø price 30 days   Ø volume 30 days (pcs.)	38.60 EUR (303)
Ø price 100 days   Ø volume 100 days (pcs.)	36.47 EUR (1,660)
Ø price 250 days   Ø volume 250 days (pcs.)	30.46 EUR (1,058)
YTD High   date	39.24 EUR (2024/09/11)
YTD Low   date	21.86 EUR (2024/02/28)
52 Weeks High   date	39.24 EUR (2024/09/11)
52 Weeks Low   date	21.86 EUR (2024/02/28)

## All listings for NEOEN S.A.

Exchange	Date	Time	Price	Trading volume (mio.)	Number of trades
Tradegate	2024/09/17	22:26	38.82 EUR	0.00	10
Stuttgart	2024/09/17	15:34	38.76 EUR	0.00	11
Munich	2024/09/17	08:08	38.80 EUR	0.00	1
London Stock Exchange European Trade Reporting	2024/09/17	17:30	38.78 EUR	0.00	1
Frankfurt	2024/	20:00	38.46 EUR	0.00	8

	09/17					
FINRA other OTC Issues	2024/ 09/12	16:23	41.50 USD	0.04		1
Euronext Paris	2024/ 09/17	17:35	38.85 EUR	3.81		466
Euronext Milan MTF Trading After Hours	-	-	-	0.00		-
Duesseldorf	2024/ 09/17	19:30	38.32 EUR	0.00		6
Berlin	2024/ 09/17	21:50	38.72 EUR	0.00		19

## Company profile

### Company Logo

The logo for NEOEN, with 'NEO' in blue and 'EN' in orange.

### Contact Details

NEOEN SA

--

----

Telefon: -

Fax: -

E-mail: -

### Company Profile

-

### Board of directors

Bertrand Dumazy	Member of Supervisory Board
-----------------	-----------------------------

Christophe Gegout	Member of Supervisory Board
-------------------	-----------------------------

Helen Lee Bouygues	Member of Supervisory Board
--------------------	-----------------------------

Jacques Veyrat	Member of Supervisory Board
----------------	-----------------------------

Simon Veyrat	Member of Supervisory Board
--------------	-----------------------------

Stéphanie Levan	Member of Supervisory Board
-----------------	-----------------------------

Vanessa Giraud	Member of Supervisory Board
----------------	-----------------------------