

## MIPS AB

ISIN: SE0009216278

WKN: -

## Overview

2024/09/17 22:26:43

## Price

49.26 EUR

Difference  -0.73% (-0.36)

## General attributes

ISIN	SE0009216278
Symbol	MIPS
Exchange	Tradegate
Currency	EUR
Sector	Consumer Products
Security type	Stock
Market cap (m)	1,308 EUR
Benchmark	OMX STOCKHOLM 30 INDEX

## Market data

Bid (Bid size)	49.10 EUR (70)
Ask (Ask size)	49.42 EUR (70)
Open	49.78 EUR
High	49.78 EUR
Low	49.48 EUR
Close (prev. day)	49.62 EUR
VWAP	49.61333 EUR
Volume (pcs)	3
Trading volume	148.84
Number of trades	3
Last size	1

## Futures and Options

Related Futures	-
Related Options	0











5y



Information about previous performance does not guarantee future performance.

Source: FactSet

## Recent research

on sector			
Date		Headline	Download
2024/09/11		Global Equity Ratings	
2024/09/11		Aktienempfehlungen Global	
2024/09/09		Aktienempfehlungen Österreich	
2024/09/05		Global Equity Ratings	
2024/09/05		Aktienempfehlungen Global	

## Details

2024/09/17 22:26:43

## Price

49.26 EUR

Difference ▼ -0.73% (-0.36)

## General attributes

ISIN	SE0009216278
Symbol	MIPS
Exchange	Tradegate
Currency	EUR
Sector	Consumer Products
Security type	Stock
Market cap (m)	1,308 EUR
Benchmark	OMX STOCKHOLM 30 INDEX

## Market data

Bid (Bid size)	49.10 EUR (70)
Ask (Ask size)	49.42 EUR (70)
Open	49.78 EUR
High	49.78 EUR
Low	49.48 EUR
Close (prev. day)	49.62 EUR
VWAP	49.61333 EUR
Volume (pcs)	3
Trading volume	148.84
Number of trades	3
Last size	1

## Performance and Risk

	6m	1y	3y
Perf (%)	+82.68%	+64.66%	-50.81%
Perf (abs.)	+22.44	+19.47	-51.22
Beta	-	-	-
Volatility	54.17	55.76	65.32

5y



Information about previous performance does not guarantee future performance.  
Source: FactSet

## Price data

Ø price 5 days   Ø volume 5 days (pcs.)	49.02 EUR (27)
Ø price 30 days   Ø volume 30 days (pcs.)	46.39 EUR (136)
Ø price 100 days   Ø volume 100 days (pcs.)	40.65 EUR (165)
Ø price 250 days   Ø volume 250 days (pcs.)	33.48 EUR (157)
YTD High   date	51.45 EUR (2024/09/10)
YTD Low   date	25.22 EUR (2024/03/07)
52 Weeks High   date	51.45 EUR (2024/09/10)
52 Weeks Low   date	21.21 EUR (2023/10/26)

## All listings for MIPS AB

Exchange <span>⊕</span>	Date	Time	Price	Trading volume (mio.)	Number of trades
Tradegate	2024/09/17	22:26	49.26 EUR	0.00	3
Stuttgart	2024/09/17	15:34	49.08 EUR	0.00	11
Nasdaq Stockholm	2024/09/17	18:00	559.00 SEK	29.01	740
Munich	2024/09/17	08:08	49.52 EUR	0.00	2
London Stock Exchange	2024/	17:25	552.50 SEK	0.00	2

European Trade Reporting	09/17					
Frankfurt	2024/ 09/17	08:02	49.34 EUR	0.00		2
FINRA other OTC Issues	2023/ 05/18	20:59	48.85 USD	0.00		1
Duesseldorf	2024/ 09/17	19:31	48.84 EUR	0.00		7
Berlin	2024/ 09/17	21:43	49.20 EUR	0.00		19

## Company profile

### Company Logo



### Company Profile

-

### Contact Details

MIPS AB

--

----

Telefon: -

Fax: -

E-mail: -