

AURINIA PHARMACEUTICALS INC.

ISIN: CA05156V1022 WKN: 05156V102

Overview

2024/05/03 22:30:01

Price
5.10 USDDifference  -1.35% (-0.07)

General attributes

ISIN	CA05156V1022
Symbol	AUPH
Exchange	Nasdaq
Currency	USD
Sector	Chemical / Pharmaceutical / Health
Security type	Stock
Market cap (m)	680 EUR
Benchmark	S&P/TSX 60 INDEX

Market data

Bid (Bid size)	5.12 USD (100)
Ask (Ask size)	5.19 USD (2,000)
Open	5.40 USD
High	5.545 USD
Low	5.09 USD
Close (prev. day)	5.17 USD
VWAP	5.235962 USD
Volume (pcs)	1,696,503
Trading volume	8,874,660.31
Number of trades	9,107
Last size	-

Futures and Options





Related Futures	-
Related Options	-

5y



Information about previous performance does not guarantee future performance.
Source: FactSet

Recent research

on sector	Date	Headline	Download
	2024/04/29	 Aktienempfehlungen Österreich	
	2024/04/26	 Global Equity Ratings	
	2024/04/26	 Aktienempfehlungen Global	
	2024/04/15	 Aktienempfehlungen Österreich	
	2024/04/03	 Global Equity Ratings	

Details

2024/05/03 22:30:01

Price
5.10 USDDifference ▼ -1.35% (-0.07)

General attributes

ISIN	CA05156V1022
Symbol	AUPH
Exchange	Nasdaq
Currency	USD
Sector	Chemical / Pharmaceutical / Health
Security type	Stock
Market cap (m)	680 EUR
Benchmark	S&P/TSX 60 INDEX

Market data

Bid (Bid size)	5.12 USD (100)
Ask (Ask size)	5.19 USD (2,000)
Open	5.40 USD
High	5.545 USD
Low	5.09 USD
Close (prev. day)	5.17 USD
VWAP	5.235962 USD
Volume (pcs)	1,696,503
Trading volume	8,874,660.31
Number of trades	9,107
Last size	-

Performance and Risk

	6m	1y	3y
Perf (%)	-38.03%	-56.37%	-59.39%
Perf (abs.)	-3.13	-6.59	-7.46
Beta	1.01	1.22	1.61
Volatility	61.93	57.06	81.91

5y



Information about previous performance does not guarantee future performance.
Source: FactSet

Price data

Ø price 5 days Ø volume 5 days (pcs.)	5.11 USD (1,864,801)
Ø price 30 days Ø volume 30 days (pcs.)	5.04 USD (1,396,844)
Ø price 100 days Ø volume 100 days (pcs.)	6.68 USD (2,117,864)
Ø price 250 days Ø volume 250 days (pcs.)	8.23 USD (2,099,643)
YTD High date	9.43 USD (2024/01/10)
YTD Low date	4.71 USD (2024/04/18)
52 Weeks High date	12.43 USD (2023/07/28)
52 Weeks Low date	4.71 USD (2024/04/18)

All listings for AURINIA PHARMACEUTICALS INC.

Exchange	Date	Time	Price	Trading volume (mio.)	Number of trades
Tradegate	2024/05/03	22:26	4.733 EUR	0.00	1
Stuttgart	2024/05/03	08:04	4.796 EUR	0.00	3
Nasdaq	2024/05/03	22:30	5.10 USD	8.87	9,107
Munich	2024/05/03	08:05	4.876 EUR	0.00	1
London Stock	2021/02/	16:52	19.6090 CAD	0.00	1

Exchange	05					
Frankfurt	2024/05/ 03	21:49	4.637 EUR	0.00		3
Duesseldorf	2024/05/ 03	19:31	4.695 EUR	0.00		7
Berlin	2024/05/ 03	08:13	4.796 EUR	0.00		2

Company profile

Company Logo



Contact Details

AURINIA PHARMACEUTICALS INC.

--

Telefon: -

Fax: -

E-mail: -

Company Profile

-

Board of directors

Daniel Billen	Chairman of Supervisory Board
Brinda Balakrishnan	Member of Supervisory Board
David Jaynee	Member of Supervisory Board
Karen Smith	Member of Supervisory Board
Robert Foster	Member of Supervisory Board
Jeffrey Bailey	Member of Supervisory Board
Jill Leversage	Member of Supervisory Board
R. MacKay-Dunn	Member of Supervisory Board