

## SCOTTIE RESOURCES CORP

ISIN: CA81012R1064 WKN: -

## Overview

2024/07/26 22:02:11

Price

0.111 EUR

Difference  -6.72% (-0.01)

## General attributes

ISIN	CA81012R1064
Symbol	SCOT
Exchange	Tradegate
Currency	EUR
Sector	Energy / Commodities
Security type	Stock
Market cap (m)	32 EUR
Benchmark	S&P/TSX 60 INDEX

## Market data

Bid (Bid size)	0.103 EUR (14,699)
Ask (Ask size)	0.118 EUR (12,707)
Open	0.111 EUR
High	0.111 EUR
Low	0.111 EUR
Close (prev. day)	0.119 EUR
VWAP	0.122 EUR
Volume (pcs)	-
Trading volume	-
Number of trades	1
Last size	-

## Futures and Options











Related Futures	-
Related Options	-

5y



Information about previous performance does not guarantee future performance.  
Source: FactSet

## Recent research

on sector			
Date		Headline	Download
2024/07/26		Equity Weekly	
2024/07/24		Global Equity Ratings	
2024/07/24		Aktienempfehlungen Global	
2024/07/15		Aktienempfehlungen Global	
2024/07/12		Equity Weekly	

## Details

2024/07/26 22:02:11

## Price

0.111 EUR

Difference  -6.72% (-0.01)

## General attributes

ISIN	CA81012R1064
Symbol	SCOT
Exchange	Tradegate
Currency	EUR
Sector	Energy / Commodities
Security type	Stock
Market cap (m)	32 EUR
Benchmark	S&P/TSX 60 INDEX

## Market data

Bid (Bid size)	0.103 EUR (14,699)
Ask (Ask size)	0.118 EUR (12,707)
Open	0.111 EUR
High	0.111 EUR
Low	0.111 EUR
Close (prev. day)	0.119 EUR
VWAP	0.122 EUR
Volume (pcs)	-
Trading volume	-
Number of trades	1
Last size	-

## Performance and Risk

	6m	1y	3y
Perf (%)	-2.46%	-28.74%	-14.39%
Perf (abs.)	+0.00	-0.05	-0.02
Beta	0.93	0.61	0.74
Volatility	64.79	57.97	58.40

5y



Information about previous performance does not guarantee future performance.  
Source: FactSet

## Price data

Ø price 5 days   Ø volume 5 days (pcs.)	0.120 EUR (2,000)
Ø price 30 days   Ø volume 30 days (pcs.)	0.118 EUR (1,572)
Ø price 100 days   Ø volume 100 days (pcs.)	0.125 EUR (10,417)
Ø price 250 days   Ø volume 250 days (pcs.)	0.130 EUR (6,773)
YTD High   date	0.153 EUR (2024/04/11)
YTD Low   date	0.101 EUR (2024/02/21)
52 Weeks High   date	0.171 EUR (2023/08/22)
52 Weeks Low   date	0.101 EUR (2024/02/21)

## All listings for SCOTTIE RESOURCES CORP

Exchange 	Date	Time	Price	Trading volume (mio.)	Number of trades
Tradegate	2024/07/26	22:02	0.111 EUR	0.00	1
TSX Venture Exchange	2024/07/26	21:59	0.16 CAD	0.17	86
Stuttgart	2024/07/26	14:44	0.109 EUR	0.00	4
Munich	2024/07/26	08:02	0.117 EUR	0.00	1
Frankfurt	2024/07/26	08:10	0.109 EUR	0.00	2

	26					
FINRA other OTC Issues	2024/07/ 26	21:08	0.1233	USD	0.01	13
Berlin	2024/07/ 26	20:48	0.111	EUR	0.00	20

## Company profile

### Company Logo



### Company Profile

-

### Contact Details

SCOTTIE RESOURCES

--

----

Telefon: -

Fax: -

E-mail: -