

SCOTTIE RESOURCES CORP

ISIN: CA81012R1064 WKN: -

Overview

2024/07/26 22:02:11

Price

0.111 EUR

Difference  -6.72% (-0.01)

General attributes

| | |
|----------------|----------------------|
| ISIN | CA81012R1064 |
| Symbol | SCOT |
| Exchange | Tradegate |
| Currency | EUR |
| Sector | Energy / Commodities |
| Security type | Stock |
| Market cap (m) | 32 EUR |
| Benchmark | S&P/TSX 60 INDEX |

Market data

| | |
|-------------------|--------------------|
| Bid (Bid size) | 0.103 EUR (14,699) |
| Ask (Ask size) | 0.118 EUR (12,707) |
| Open | 0.111 EUR |
| High | 0.111 EUR |
| Low | 0.111 EUR |
| Close (prev. day) | 0.119 EUR |
| VWAP | 0.122 EUR |
| Volume (pcs) | - |
| Trading volume | - |
| Number of trades | 1 |
| Last size | - |

Futures and Options






| | |
|-----------------|---|
| Related Futures | - |
| Related Options | - |

5y



Information about previous performance does not guarantee future performance.
Source: FactSet

Recent research

| on sector | | | |
|------------|---|---------------------------|---|
| Date | | Headline | Download |
| 2024/07/26 |  | Equity Weekly |  |
| 2024/07/24 |  | Global Equity Ratings |  |
| 2024/07/24 |  | Aktienempfehlungen Global |  |
| 2024/07/15 |  | Aktienempfehlungen Global |  |
| 2024/07/12 |  | Equity Weekly |  |

Details

2024/07/26 22:02:11

Price

0.111 EUR

Difference 📉 -6.72% (-0.01)

General attributes

| | |
|----------------|----------------------|
| ISIN | CA81012R1064 |
| Symbol | SCOT |
| Exchange | Tradegate |
| Currency | EUR |
| Sector | Energy / Commodities |
| Security type | Stock |
| Market cap (m) | 32 EUR |
| Benchmark | S&P/TSX 60 INDEX |

Market data

| | |
|-------------------|--------------------|
| Bid (Bid size) | 0.103 EUR (14,699) |
| Ask (Ask size) | 0.118 EUR (12,707) |
| Open | 0.111 EUR |
| High | 0.111 EUR |
| Low | 0.111 EUR |
| Close (prev. day) | 0.119 EUR |
| VWAP | 0.122 EUR |
| Volume (pcs) | - |
| Trading volume | - |
| Number of trades | 1 |
| Last size | - |

Performance and Risk

| | 6m | 1y | 3y |
|-------------|--------|---------|---------|
| Perf (%) | -2.46% | -28.74% | -14.39% |
| Perf (abs.) | +0.00 | -0.05 | -0.02 |
| Beta | 0.93 | 0.61 | 0.74 |
| Volatility | 64.79 | 57.97 | 58.40 |

5y



Information about previous performance does not guarantee future performance.

Source: FactSet

Price data

| | |
|---|------------------------|
| Ø price 5 days Ø volume 5 days (pcs.) | 0.120 EUR (2,000) |
| Ø price 30 days Ø volume 30 days (pcs.) | 0.118 EUR (1,572) |
| Ø price 100 days Ø volume 100 days (pcs.) | 0.125 EUR (10,417) |
| Ø price 250 days Ø volume 250 days (pcs.) | 0.130 EUR (6,773) |
| YTD High date | 0.153 EUR (2024/04/11) |
| YTD Low date | 0.101 EUR (2024/02/21) |
| 52 Weeks High date | 0.171 EUR (2023/08/22) |
| 52 Weeks Low date | 0.101 EUR (2024/02/21) |

All listings for SCOTTIE RESOURCES CORP

| Exchange | Date | Time | Price | Trading volume (mio.) | Number of trades |
|----------------------|------------|-------|-----------|-----------------------|------------------|
| Tradegate | 2024/07/26 | 22:02 | 0.111 EUR | 0.00 | 1 |
| TSX Venture Exchange | 2024/07/26 | 21:59 | 0.16 CAD | 0.17 | 86 |
| Stuttgart | 2024/07/26 | 14:44 | 0.109 EUR | 0.00 | 4 |
| Munich | 2024/07/26 | 08:02 | 0.117 EUR | 0.00 | 1 |
| Frankfurt | 2024/07/26 | 08:10 | 0.109 EUR | 0.00 | 2 |

| | | | | | | |
|------------------------|------------|-------|--------|-----|------|----|
| | 26 | | | | | |
| FINRA other OTC Issues | 2024/07/26 | 21:08 | 0.1233 | USD | 0.01 | 15 |
| Berlin | 2024/07/26 | 20:48 | 0.111 | EUR | 0.00 | 20 |

Company profile

Company Logo



Company Profile

-

Contact Details

SCOTTIE RESOURCES

--

Telefon: -

Fax: -

E-mail: -