

## FLATEXDEGIRO AG

ISIN: DE000FTG1111

WKN: FTG111

## Overview

2022/10/05 17:29:02

Price  
9.57 EURDifference  -3.82% (-0.38)

## General attributes

ISIN	DE000FTG1111
Symbol	FTK
Exchange	Frankfurt
Currency	EUR
Sector	Financial
Security type	Stock
Market cap (m)	1,053 EUR
Benchmark	GERMANY DAX

## Market data

Bid (Bid size)	-
Ask (Ask size)	-
Open	9.818 EUR
High	9.972 EUR
Low	9.57 EUR
Close (prev. day)	9.95 EUR
VWAP	9.84303 EUR
Volume (pcs)	1,722
Trading volume	16,949.70
Number of trades	19
Last size	2

## Futures and Options

Related Futures	-
Related Options	905










5y



Information about previous performance does not guarantee future performance.

Source: FactSet

## Recent research

on sector		on market	
Date		Headline	Download
2022/10/05		Global Equity Ratings	
2022/10/05		Aktienempfehlungen Global	
2022/09/30		Equity Weekly	
2022/09/26		Global Equity Ratings	
2022/09/26		Aktienempfehlungen Global	

## Details

2022/10/05 17:29:02

## Price

9.57 EUR

Difference  -3.82% (-0.38)

## General attributes

ISIN	DE000FTG1111
Symbol	FTK
Exchange	Frankfurt
Currency	EUR
Sector	Financial
Security type	Stock
Market cap (m)	1,053 EUR
Benchmark	GERMANY DAX

## Market data

Bid (Bid size)	-
Ask (Ask size)	-
Open	9.818 EUR
High	9.972 EUR
Low	9.57 EUR
Close (prev. day)	9.95 EUR
VWAP	9.84303 EUR
Volume (pcs)	1,722
Trading volume	16,949.70
Number of trades	19
Last size	2

## Performance and Risk

	6m	1y	3y
Perf (%)	-45.25%	-47.01%	+65.71%
Perf (abs.)	-7.91	-8.49	+3.80
Beta	1.89	1.49	0.93
Volatility	55.50	58.55	52.28

5y



Information about previous performance does not guarantee future performance.

Source: FactSet

## Price data

Ø price 5 days   Ø volume 5 days (pcs.)	9.36 EUR (2,628)
Ø price 30 days   Ø volume 30 days (pcs.)	9.46 EUR (2,731)
Ø price 100 days   Ø volume 100 days (pcs.)	10.39 EUR (3,768)
Ø price 250 days   Ø volume 250 days (pcs.)	15.19 EUR (4,169)
YTD High   date	22.42 EUR (2022/01/03)
YTD Low   date	8.30 EUR (2022/09/28)
52 Weeks High   date	22.62 EUR (2021/11/29)
52 Weeks Low   date	8.30 EUR (2022/09/28)

## Arbitrage views

Exchange 	Date	Time	Price	Trading volume (mio.)	Number of trades
Xetra	2022/10/05	17:35	9.584 EUR	4.24	2,788
Tradegate	2022/10/05	22:26	9.67 EUR	0.35	145
Stuttgart	2022/10/05	21:55	9.584 EUR	0.00	49
Munich	2022/10/05	08:03	9.882 EUR	0.00	2
London Stock Exchange	2022/	17:30	9.706 EUR	0.00	2

European Trade Reporting	10/05						
Hanover	2022/ 10/05	08:15	9.818	EUR	0.00		1
Hamburg	2022/ 10/05	08:15	9.818	EUR	0.00		1
Frankfurt	2022/ 10/05	17:29	9.57	EUR	0.02		19
FINRA other OTC Issues	2022/ 09/22	17:31	8.71	USD	0.00		1
Duesseldorf	2022/ 10/05	21:00	9.582	EUR	0.00		9
Berlin	2022/ 10/05	08:03	9.876	EUR	0.00		1

## Company profile

### Company Logo



### Contact Details

FLATEXDEGIRO AG

--

Rotfeder-Ring 7 - 60327 Frankfurt

Telefon: 49-69-4500010

Fax: -

E-mail: [info@flatexdegiro.com](mailto:info@flatexdegiro.com)

### Company Profile

-

#### Members of Management Board

Frank Niehage    Chairman of Managing Board

Muhamad Said Chahrour    Member of Executive Committee

#### Board of directors

Martin Korbmacher    Chairman of Supervisory Board

Aygül Özkan    Member of Supervisory Board

Herbert Seuling    Member of Supervisory Board

Stefan Müller    Member of Supervisory Board