


# JPY INT RATE SWAP (ANN/6MO) JPY LIBOR 3 YEARS

ISIN: -










2024/04/26 08:46:15			
<b>Price</b>	<b>0.4687 %</b>		
<b>Difference</b>		<b>-0.02 (-2 Bp)</b>	
<b>General attributes</b>			
ISIN	-		
Symbol	-.OTD		
Exchange	OTC Data Services		
Security type	Interest rate		
<b>Market data</b>			
Open	0.4862%		
Close (prev. day)	0.4875%		
<b>Performance and Risk</b>			
	<b>6m</b>	<b>1y</b>	<b>3y</b>
Perf (%)	+21.48%	+216.97%	+1,101.03%
Perf (abs.)	+0.09	+0.33	+0.54
Beta	-	-	-
Volatility	64.64	72.74	251.89
<b>Futures and Options</b>			
Related Futures	-		
Related Options	-		



Information about previous performance does not guarantee future performance.  
Source: FactSet

<b>Price data</b>	
Ø price 5 days   Ø volume 5 days (pcs.)	0.4680 % (0)
Ø price 30 days   Ø volume 30 days (pcs.)	0.4257 % (0)
Ø price 100 days   Ø volume 100 days (pcs.)	0.3833 % (0)
Ø price 250 days   Ø volume 250 days (pcs.)	0.3685 % (0)
YTD High   date	0.4875 % (2024/04/25)
YTD Low   date	0.2600 % (2024/01/15)
52 Weeks High   date	0.4875 % (2024/04/25)
52 Weeks Low   date	0.1119 % (2023/06/27)

**Recent research**

on market			
Date		Headline	Download
2024/04/24		Credit Markets Weekly	
2024/04/24		Credit Markets Weekly (DE)	
2024/04/24		Corporate Credit Monitor Austria	
2024/04/23		MNB slowed the pace of rate cuts in April	
2024/04/23		As it was promised: MNB reduced the pace	