


JPY INT RATE SWAP (ANN/6MO) JPY LIBOR 8 YEARS

ISIN: -










2024/04/24 19:57:31			
Price	0.9013 %		
Difference		0.06 (6 Bp)	
General attributes			
ISIN	-		
Symbol	-.OTD		
Exchange	OTC Data Services		
Security type	Interest rate		
Market data			
Open	0.8412%		
Close (prev. day)	0.8400%		
Performance and Risk			
	6m	1y	3y
Perf (%)	-8.88%	+50.83%	+2,341.86%
Perf (abs.)	-0.08	+0.28	+0.81
Beta	-	-	-
Volatility	53.16	53.46	302.58
Futures and Options			
Related Futures	-		
Related Options	-		



Information about previous performance does not guarantee future performance.
Source: FactSet

Price data	
Ø price 5 days Ø volume 5 days (pcs.)	0.8397 % (0)
Ø price 30 days Ø volume 30 days (pcs.)	0.7829 % (0)
Ø price 100 days Ø volume 100 days (pcs.)	0.7719 % (0)
Ø price 250 days Ø volume 250 days (pcs.)	0.8002 % (0)
YTD High date	0.9013 % (2024/04/17)
YTD Low date	0.6012 % (2024/03/18)
52 Weeks High date	1.0350 % (2023/11/01)
52 Weeks Low date	0.4231 % (2023/06/27)

Recent research

on market		
Date	Headline	Download
2024/04/24	 Credit Markets Weekly	
2024/04/24	 Credit Markets Weekly (DE)	
2024/04/24	 Corporate Credit Monitor Austria	
2024/04/23	 MNB slowed the pace of rate cuts in April	
2024/04/23	 As it was promised: MNB reduced the pace	