

BLACKROCK SILVER CORP.

ISIN: CA09261Q1072 WKN: -

Overview

2024/07/26 22:26:46

Price
0.1735 EURDifference  2.97% (0.01)

General attributes

ISIN	CA09261Q1072
Symbol	BRC
Exchange	Tradegate
Currency	EUR
Sector	Energy / Commodities
Security type	Stock
Market cap (m)	43 EUR
Benchmark	S&P/TSX 60 INDEX

Market data

Bid (Bid size)	0.1635 EUR (6,128)
Ask (Ask size)	0.183 EUR (5,453)
Open	0.1735 EUR
High	0.1735 EUR
Low	0.1735 EUR
Close (prev. day)	0.1685 EUR
VWAP	0.1735 EUR
Volume (pcs)	100
Trading volume	17.35
Number of trades	1
Last size	-

Futures and Options








Related Futures	-
Related Options	-

5y



Information about previous performance does not guarantee future performance.
Source: FactSet

Recent research

on sector	Date	Headline	Download
	2024/07/26	 Equity Weekly	
	2024/07/24	 Global Equity Ratings	
	2024/07/24	 Aktienempfehlungen Global	
	2024/07/15	 Aktienempfehlungen Global	
	2024/07/12	 Equity Weekly	

Details

2024/07/26 22:26:46

Price

0.1735 EUR

 Difference ▲ 2.97% (0.01)

General attributes

ISIN	CA09261Q1072
Symbol	BRC
Exchange	Tradegate
Currency	EUR
Sector	Energy / Commodities
Security type	Stock
Market cap (m)	43 EUR
Benchmark	S&P/TSX 60 INDEX

Market data

Bid (Bid size)	0.1635 EUR (6,128)
Ask (Ask size)	0.183 EUR (5,453)
Open	0.1735 EUR
High	0.1735 EUR
Low	0.1735 EUR
Close (prev. day)	0.1685 EUR
VWAP	0.1735 EUR
Volume (pcs)	100
Trading volume	17.35
Number of trades	1
Last size	-

Performance and Risk

	6m	1y	3y
Perf (%)	+23.05%	-31.15%	-69.60%
Perf (abs.)	+0.03	-0.08	-0.40
Beta	1.90	2.02	1.44
Volatility	69.72	73.70	69.29

5y



Information about previous performance does not guarantee future performance.
Source: FactSet

Price data

Ø price 5 days Ø volume 5 days (pcs.)	0.1770 EUR (12,422)
Ø price 30 days Ø volume 30 days (pcs.)	0.1822 EUR (16,960)
Ø price 100 days Ø volume 100 days (pcs.)	0.2037 EUR (27,808)
Ø price 250 days Ø volume 250 days (pcs.)	0.2001 EUR (23,056)
YTD High date	0.2730 EUR (2024/05/21)
YTD Low date	0.1310 EUR (2024/01/17)
52 Weeks High date	0.3000 EUR (2023/08/01)
52 Weeks Low date	0.1310 EUR (2024/01/17)

All listings for BLACKROCK SILVER CORP.

Exchange	Date	Time	Price	Trading volume (mio.)	Number of trades
Tradegate	2024/07/26	22:26	0.1735 EUR	0.00	1
TSX Venture Exchange	2024/07/26	21:40	0.255 CAD	0.03	30
Stuttgart	2024/07/26	14:44	0.1685 EUR	0.00	5
Frankfurt	2024/07/26	08:05	0.1525 EUR	0.00	2
FINRA other OTC	2024/07/26	21:57	0.1824 USD	0.02	37

Issues	26					
Duesseldorf	2024/07/26	08:12	0.162	EUR	0.00	3
Berlin	2024/07/26	20:22	0.166	EUR	0.00	13

Company profile

Company Logo



Company Profile

-

Contact Details

BLACKROCK SILVER

--

Telefon: -

Fax: -

E-mail: -