

STELLA-JONES INC.

ISIN: CA85853F1053 WKN: 85853F105

Overview

2024/07/12 08:11:02

Price

60.00 EUR

Difference  -0.83% (-0.50)

General attributes

ISIN	CA85853F1053
Symbol	SJ
Exchange	Duesseldorf
Currency	EUR
Sector	Commerce
Security type	Stock
Market cap (m)	3,415 EUR
Benchmark	S&P/TSX 60 INDEX

Market data

Bid (Bid size)	-
Ask (Ask size)	-
Open	60.00 EUR
High	60.00 EUR
Low	60.00 EUR
Close (prev. day)	60.50 EUR
VWAP	-
Volume (pcs)	0
Trading volume	0.00
Number of trades	3
Last size	0











Futures and Options

Related Futures	-
Related Options	-



Information about previous performance does not guarantee future performance.
Source: FactSet

Recent research

on sector	Date	Headline	Download
	2024/07/12	 Global Equity Ratings	
	2024/07/12	 Aktienempfehlungen Global	
	2024/06/21	 Equity Weekly	
	2024/06/21	 Global Equity Ratings	
	2024/06/21	 Aktienempfehlungen Global	

Details

2024/07/12 08:11:02

Price

60.00 EUR

Difference  -0.83% (-0.50)

General attributes

ISIN	CA85853F1053
Symbol	SJ
Exchange	Duesseldorf
Currency	EUR
Sector	Commerce
Security type	Stock
Market cap (m)	3,415 EUR
Benchmark	S&P/TSX 60 INDEX

Market data

Bid (Bid size)	-
Ask (Ask size)	-
Open	60.00 EUR
High	60.00 EUR
Low	60.00 EUR
Close (prev. day)	60.50 EUR
VWAP	-
Volume (pcs)	0
Trading volume	0.00
Number of trades	3
Last size	0

Performance and Risk

	6m	1y	3y
Perf (%)	+12.15%	+31.00%	+97.37%
Perf (abs.)	+6.50	+14.20	+29.60
Beta	-0.07	0.33	0.77
Volatility	33.90	32.14	28.42

5y



Information about previous performance does not guarantee future performance.
Source: FactSet

Price data

Ø price 5 days Ø volume 5 days (pcs.)	59.50 EUR (0)
Ø price 30 days Ø volume 30 days (pcs.)	57.63 EUR (0)
Ø price 100 days Ø volume 100 days (pcs.)	54.07 EUR (0)
Ø price 250 days Ø volume 250 days (pcs.)	51.13 EUR (0)
YTD High date	60.50 EUR (2024/07/11)
YTD Low date	47.60 EUR (2024/03/06)
52 Weeks High date	60.50 EUR (2024/07/11)
52 Weeks Low date	42.20 EUR (2023/08/18)

Arbitrage views

Exchange 	Date	Time	Price	Trading volume (mio.)	Number of trades
Toronto Stock Exchange	2024/07/12	22:00	90.00 CAD	6.80	614
Stuttgart	2024/07/12	20:14	60.50 EUR	0.00	10
Munich	2024/07/12	17:54	61.00 EUR	0.00	3
Frankfurt	2024/07/12	11:29	59.50 EUR	0.00	2
FINRA other OTC	2024/07/12	21:12	67.09 USD	1.15	9

Issues	11						
Duesseldorf	2024/07/12	08:11	60.00	EUR	0.00		3

Company profile

Company Logo

Contact Details

STELLA JONES

--

Telefon: -

Fax: -

E-mail: -

Company Profile

-