

## GR SILVER MINING LTD.

ISIN: CA36258E1025 WKN: -

## Overview

2024/07/26 20:48:08

Price  
0.113 EURDifference  1.80% (0.00)

## General attributes

ISIN	CA36258E1025
Symbol	GRSL
Exchange	Berlin
Currency	EUR
Sector	Energy / Commodities
Security type	Stock
Market cap (m)	36 EUR
Benchmark	S&P/TSX 60 INDEX

## Market data

Bid (Bid size)	-
Ask (Ask size)	-
Open	0.113 EUR
High	0.113 EUR
Low	0.111 EUR
Close (prev. day)	0.111 EUR
VWAP	-
Volume (pcs)	0
Trading volume	0.00
Number of trades	20
Last size	0

## Futures and Options







Related Futures	-
Related Options	-

5y



Information about previous performance does not guarantee future performance.  
Source: FactSet

## Recent research

on sector	Date	Headline	Download
	2024/07/26	 Equity Weekly	
	2024/07/24	 Global Equity Ratings	
	2024/07/24	 Aktienempfehlungen Global	
	2024/07/15	 Aktienempfehlungen Global	
	2024/07/12	 Equity Weekly	

## Details

2024/07/26 20:48:08

### Price

0.113 EUR

 Difference ▲ 1.80% (0.00)

### General attributes

ISIN	CA36258E1025
Symbol	GRSL
Exchange	Berlin
Currency	EUR
Sector	Energy / Commodities
Security type	Stock
Market cap (m)	36 EUR
Benchmark	S&P/TSX 60 INDEX

### Market data

Bid (Bid size)	-
Ask (Ask size)	-
Open	0.113 EUR
High	0.113 EUR
Low	0.111 EUR
Close (prev. day)	0.111 EUR
VWAP	-
Volume (pcs)	0
Trading volume	0.00
Number of trades	20
Last size	0

### Performance and Risk

	6m	1y	3y
Perf (%)	+74.38%	+188.27%	-64.58%
Perf (abs.)	+0.05	+0.07	-0.21
Beta	2.89	1.81	1.43
Volatility	112.62	107.96	87.71

5y



Information about previous performance does not guarantee future performance.  
Source: FactSet

### Price data

Ø price 5 days   Ø volume 5 days (pcs.)	0.111 EUR (1,400)
Ø price 30 days   Ø volume 30 days (pcs.)	0.118 EUR (400)
Ø price 100 days   Ø volume 100 days (pcs.)	0.124 EUR (129)
Ø price 250 days   Ø volume 250 days (pcs.)	0.077 EUR (76)
YTD High   date	0.171 EUR (2024/05/20)
YTD Low   date	0.049 EUR (2024/02/26)
52 Weeks High   date	0.171 EUR (2024/05/20)
52 Weeks Low   date	0.022 EUR (2023/10/24)

### All listings for GR SILVER MINING LTD.

Exchange	Date	Time	Price	Trading volume (mio.)	Number of trades
Tradegate	2024/07/26	22:02	0.113 EUR	0.00	1
TSX Venture Exchange	2024/07/26	21:59	0.17 CAD	0.05	59
Stuttgart	2024/07/26	11:05	0.1075 EUR	0.00	5
Munich	2024/07/26	08:00	0.1075 EUR	0.00	2
Frankfurt	2024/07/26	08:05	0.1005 EUR	0.00	1

	26					
FINRA other OTC Issues	2024/07/26	21:57	0.1251 USD	0.02		43
Berlin	2024/07/26	20:48	0.113 EUR	0.00		20

## Company profile

### Company Logo



### Company Profile

-

### Contact Details

GR SILVER MINING

--

----

Telefon: -

Fax: -

E-mail: -