

## ARCTICZYMES TECHNOLOGIES ASA

ISIN: NO0010014632 WKN: -

## Overview

2024/04/26 22:02:12

Price  
2.205 EURDifference  0.00% (0.00)

## General attributes

ISIN	NO0010014632
Symbol	AZT
Exchange	Tradegate
Currency	EUR
Sector	Chemical / Pharmaceutical / Health
Security type	Stock
Market cap (m)	112 EUR
Benchmark	NORWAY OSLO BORS ALL SHARE(TRG)

## Market data

Bid (Bid size)	2.20 EUR (1,420)
Ask (Ask size)	2.205 EUR (1,410)
Open	2.205 EUR
High	2.205 EUR
Low	2.205 EUR
Close (prev. day)	2.205 EUR
VWAP	2.18 EUR
Volume (pcs)	-
Trading volume	-
Number of trades	1
Last size	-

## Futures and Options





Related Futures	-
Related Options	-

5y



Information about previous performance does not guarantee future performance.  
Source: FactSet

## Recent research

on sector			
Date		Headline	Download
2024/04/26		Global Equity Ratings	
2024/04/26		Aktienempfehlungen Global	
2024/04/15		Aktienempfehlungen Österreich	
2024/04/03		Global Equity Ratings	
2024/04/03		Aktienempfehlungen Global	

## Details

2024/04/26 22:02:12

## Price

2.205 EUR

Difference ↔ 0.00% (0.00)

## General attributes

ISIN	NO0010014632
Symbol	AZT
Exchange	Tradegate
Currency	EUR
Sector	Chemical / Pharmaceutical / Health
Security type	Stock
Market cap (m)	112 EUR
Benchmark	NORWAY OSLO BORS ALL SHARE(TRG)

## Market data

Bid (Bid size)	2.20 EUR (1,420)
Ask (Ask size)	2.205 EUR (1,410)
Open	2.205 EUR
High	2.205 EUR
Low	2.205 EUR
Close (prev. day)	2.205 EUR
VWAP	2.18 EUR
Volume (pcs)	-
Trading volume	-
Number of trades	1
Last size	-

## Performance and Risk

	6m	1y	3y
Perf (%)	+1.85%	-30.88%	-75.29%
Perf (abs.)	+0.04	-0.99	-6.72
Beta	0.49	0.45	0.47
Volatility	61.57	53.09	55.67

5y



Information about previous performance does not guarantee future performance.  
Source: FactSet

## Price data

Ø price 5 days   Ø volume 5 days (pcs.)	2.247 EUR (14)
Ø price 30 days   Ø volume 30 days (pcs.)	2.417 EUR (177)
Ø price 100 days   Ø volume 100 days (pcs.)	2.925 EUR (1,000)
Ø price 250 days   Ø volume 250 days (pcs.)	2.993 EUR (603)
YTD High   date	3.810 EUR (2024/01/02)
YTD Low   date	2.180 EUR (2024/04/25)
52 Weeks High   date	3.915 EUR (2023/06/12)
52 Weeks Low   date	2.145 EUR (2023/10/17)

## Arbitrage views

Exchange <span>⊕</span>	Date	Time	Price	Trading volume (mio.)	Number of trades
Tradegate	2024/04/26	22:02	2.205 EUR	0.00	1
Stuttgart	2024/04/26	15:46	2.15 EUR	0.00	13
Munich	2024/04/26	08:00	2.155 EUR	0.00	2
London Stock Exchange	2024/03/08	11:27	30.0064 NOK	0.12	1
Frankfurt	2024/04/26	21:41	2.175 EUR	0.00	3

	26					
First North Stockholm	2024/02/ 12	09:41	29.00 NOK	0.06		2
Duesseldorf	2024/04/ 26	08:11	2.18 EUR	0.00		3
Berlin	2024/04/ 26	21:43	2.20 EUR	0.00		18

## Company profile

### Company Logo



### Company Profile

-

### Contact Details

ARCTICZYMES TECHNOLOGIES

--

----

Telefon: -

Fax: -

E-mail: -