

KORE MINING LTD.

ISIN: CA50067K1003 WKN: -

Overview

2024/07/26 08:02:41

Price
0.0305 EURDifference  0.00% (0.00)

General attributes

ISIN	CA50067K1003
Symbol	KORE
Exchange	Munich
Currency	EUR
Sector	Energy / Commodities
Security type	Stock
Market cap (m)	5 EUR
Benchmark	S&P/TSX 60 INDEX

Market data

Bid (Bid size)	-
Ask (Ask size)	-
Open	0.0305 EUR
High	0.0305 EUR
Low	0.0305 EUR
Close (prev. day)	0.0305 EUR
VWAP	0.0315 EUR
Volume (pcs)	0
Trading volume	0.00
Number of trades	1
Last size	0

Futures and Options






Related Futures	-
Related Options	-

5y



Information about previous performance does not guarantee future performance.
Source: FactSet

Recent research

on sector	Date	Headline	Download
	2024/07/26	 Equity Weekly	
	2024/07/24	 Global Equity Ratings	
	2024/07/24	 Aktienempfehlungen Global	
	2024/07/15	 Aktienempfehlungen Global	
	2024/07/12	 Equity Weekly	

Details

2024/07/26 08:02:41

Price

0.0305 EUR

Difference ➔ 0.00% (0.00)

General attributes

ISIN	CA50067K1003
Symbol	KORE
Exchange	Munich
Currency	EUR
Sector	Energy / Commodities
Security type	Stock
Market cap (m)	5 EUR
Benchmark	S&P/TSX 60 INDEX

Market data

Bid (Bid size)	-
Ask (Ask size)	-
Open	0.0305 EUR
High	0.0305 EUR
Low	0.0305 EUR
Close (prev. day)	0.0305 EUR
VWAP	0.0315 EUR
Volume (pcs)	0
Trading volume	0.00
Number of trades	1
Last size	0

Performance and Risk

	6m	1y	3y
Perf (%)	-26.51%	-17.57%	-88.18%
Perf (abs.)	-0.01	-0.01	-0.23
Beta	-1.37	-0.23	0.71
Volatility	38.20	55.31	99.43

5y



Information about previous performance does not guarantee future performance.
Source: FactSet

Price data

Ø price 5 days Ø volume 5 days (pcs.)	0.0305 EUR (0)
Ø price 30 days Ø volume 30 days (pcs.)	0.0312 EUR (0)
Ø price 100 days Ø volume 100 days (pcs.)	0.0347 EUR (1,023)
Ø price 250 days Ø volume 250 days (pcs.)	0.0389 EUR (569)
YTD High date	0.0415 EUR (2024/01/02)
YTD Low date	0.0305 EUR (2024/07/19)
52 Weeks High date	0.0515 EUR (2023/12/04)
52 Weeks Low date	0.0305 EUR (2024/07/19)

All listings for KORE MINING LTD.

Exchange ⊕	Date	Time	Price	Trading volume (mio.)	Number of trades
Tradegate	2024/07/26	22:02	0.0255 EUR	0.00	1
TSX Venture Exchange	2024/07/26	19:17	0.035 CAD	0.00	1
Stuttgart	2024/07/26	08:04	0.02 EUR	0.00	3
Munich	2024/07/26	08:02	0.0305 EUR	0.00	1
Frankfurt	2024/07/26	08:10	0.014 EUR	0.00	2

	26						
FINRA other OTC Issues	2024/07/26	19:17	0.0247	USD	0.00		1
Duesseldorf	2024/07/26	08:11	0.0155	EUR	0.00		3
Berlin	2024/07/26	08:08	0.018	EUR	0.00		1

Company profile

Company Logo



Contact Details

KORE MINING LTD.

--

Telefon: -

Fax: -

E-mail: -

Company Profile

-

Members of Management Board

Scott Trebilcock Chairman of Managing Board

James Hynes Member of Executive Committee

Jessica Van Den Akker Member of Executive Committee

Liz Monger Member of Executive Committee

Marc Leduc Member of Executive Committee

Michael Tucker Member of Executive Committee

Board of directors

Barry Brandon Member of Supervisory Board

James Henning Member of Supervisory Board

Jay Sujir Member of Supervisory Board

Robert MacDonald Member of Supervisory Board

Scott Trebilcock Member of Supervisory Board