

SILVER TIGER METALS INC.

ISIN: CA82831T1093 WKN: -

Overview

2024/07/26 08:10:21

Price
0.15 EURDifference  -4.46% (-0.01)

General attributes

ISIN	CA82831T1093
Symbol	SLVR
Exchange	Frankfurt
Currency	EUR
Sector	Energy / Commodities
Security type	Stock
Market cap (m)	58 EUR
Benchmark	S&P/TSX 60 INDEX

Market data

Bid (Bid size)	-
Ask (Ask size)	-
Open	0.15 EUR
High	0.15 EUR
Low	0.15 EUR
Close (prev. day)	0.157 EUR
VWAP	0.16 EUR
Volume (pcs)	0
Trading volume	0.00
Number of trades	2
Last size	0

Futures and Options











Related Futures	-
Related Options	-

5y



Information about previous performance does not guarantee future performance.
Source: FactSet

Recent research

on sector		
Date	Headline	Download
2024/07/26	 Equity Weekly	
2024/07/24	 Global Equity Ratings	
2024/07/24	 Aktienempfehlungen Global	
2024/07/15	 Aktienempfehlungen Global	
2024/07/12	 Equity Weekly	

Details

2024/07/26 08:10:21

Price

0.15 EUR

Difference ▼ -4.46% (-0.01)

General attributes

ISIN	CA82831T1093
Symbol	SLVR
Exchange	Frankfurt
Currency	EUR
Sector	Energy / Commodities
Security type	Stock
Market cap (m)	58 EUR
Benchmark	S&P/TSX 60 INDEX

Market data

Bid (Bid size)	-
Ask (Ask size)	-
Open	0.15 EUR
High	0.15 EUR
Low	0.15 EUR
Close (prev. day)	0.157 EUR
VWAP	0.16 EUR
Volume (pcs)	0
Trading volume	0.00
Number of trades	2
Last size	0

Performance and Risk

	6m	1y	3y
Perf (%)	+48.51%	-5.06%	-56.90%
Perf (abs.)	+0.05	-0.01	-0.20
Beta	1.41	0.67	1.11
Volatility	116.22	107.73	90.61

5y



Information about previous performance does not guarantee future performance.
Source: FactSet

Price data

Ø price 5 days Ø volume 5 days (pcs.)	0.16 EUR (2,400)
Ø price 30 days Ø volume 30 days (pcs.)	0.15 EUR (1,650)
Ø price 100 days Ø volume 100 days (pcs.)	0.14 EUR (2,797)
Ø price 250 days Ø volume 250 days (pcs.)	0.13 EUR (3,406)
YTD High date	0.21 EUR (2024/05/22)
YTD Low date	0.09 EUR (2024/01/18)
52 Weeks High date	0.21 EUR (2024/05/22)
52 Weeks Low date	0.09 EUR (2024/01/18)

All listings for SILVER TIGER METALS INC.

Exchange	Date	Time	Price	Trading volume (mio.)	Number of trades
TSX Venture Exchange	2024/07/26	21:24	0.24 CAD	0.01	10
Stuttgart	2024/07/26	14:44	0.146 EUR	0.00	4
Munich	2024/07/26	08:02	0.165 EUR	0.00	1
Frankfurt	2024/07/26	08:10	0.15 EUR	0.00	2
FINRA other OTC	2024/07/26	20:52	0.165 USD	0.02	19

Company profile

Company Logo

Contact Details

SILVER TIGER METALS INC.

--

Telefon: -

Fax: -

E-mail: -

Company Profile

-