

DESERT GOLD VENTURES INC.

ISIN: CA25039N4084 WKN: A14X09

Overview

2024/07/26 08:10:21

Price
0.046 EURDifference  3.37% (0.00)

General attributes

ISIN	CA25039N4084
Symbol	QXR2
Exchange	Frankfurt
Currency	EUR
Sector	Energy / Commodities
Security type	Stock
Market cap (m)	12 EUR
Benchmark	S&P/TSX 60 INDEX

Market data

Bid (Bid size)	-
Ask (Ask size)	-
Open	0.046 EUR
High	0.046 EUR
Low	0.046 EUR
Close (prev. day)	0.0445 EUR
VWAP	0.041 EUR
Volume (pcs)	0
Trading volume	0.00
Number of trades	2
Last size	0

Futures and Options









Related Futures	-
Related Options	-

5y



Information about previous performance does not guarantee future performance.
Source: FactSet

Recent research

on sector	Date	Headline	Download
	2024/07/26	 Equity Weekly	
	2024/07/24	 Global Equity Ratings	
	2024/07/24	 Aktienempfehlungen Global	
	2024/07/15	 Aktienempfehlungen Global	
	2024/07/12	 Equity Weekly	

Details

2024/07/26 08:10:21

Price

0.046 EUR

Difference ▲ 3.37% (0.00)

General attributes

ISIN	CA25039N4084
Symbol	QXR2
Exchange	Frankfurt
Currency	EUR
Sector	Energy / Commodities
Security type	Stock
Market cap (m)	12 EUR
Benchmark	S&P/TSX 60 INDEX

Market data

Bid (Bid size)	-
Ask (Ask size)	-
Open	0.046 EUR
High	0.046 EUR
Low	0.046 EUR
Close (prev. day)	0.0445 EUR
VWAP	0.041 EUR
Volume (pcs)	0
Trading volume	0.00
Number of trades	2
Last size	0

Performance and Risk

	6m	1y	3y
Perf (%)	+84.00%	+39.39%	-54.46%
Perf (abs.)	+0.02	+0.01	-0.06
Beta	-0.59	0.28	0.14
Volatility	158.42	230.86	175.79

5y



Information about previous performance does not guarantee future performance.

Source: FactSet

Price data

Ø price 5 days Ø volume 5 days (pcs.)	0.044 EUR (1)
Ø price 30 days Ø volume 30 days (pcs.)	0.042 EUR (1,367)
Ø price 100 days Ø volume 100 days (pcs.)	0.042 EUR (6,665)
Ø price 250 days Ø volume 250 days (pcs.)	0.032 EUR (7,392)
YTD High date	0.058 EUR (2024/04/05)
YTD Low date	0.022 EUR (2024/01/30)
52 Weeks High date	0.058 EUR (2024/04/05)
52 Weeks Low date	0.014 EUR (2023/11/27)

All listings for DESERT GOLD VENTURES INC.

Exchange ⊕	Date	Time	Price	Trading volume (mio.)	Number of trades
Tradegate	2024/07/26	22:26	0.0485 EUR	0.00	2
TSX Venture Exchange	2024/07/25	21:59	0.07 CAD	0.01	5
Stuttgart	2024/07/26	14:44	0.0425 EUR	0.00	4
Munich	2024/07/26	08:02	0.0475 EUR	0.00	1
Frankfurt	2024/07/26	08:10	0.046 EUR	0.00	2

	26					
FINRA other OTC Issues	2024/07/ 05	20:56	0.047 USD	0.00		2
Berlin	2024/07/ 26	20:48	0.048 EUR	0.00		20

Company profile

Company Logo



Company Profile

-

Contact Details

DESERT GOLD VENTURES INC

--

Telefon: -

Fax: -

E-mail: -