


PEXIP HOLDING ASA

ISIN: NO0010840507      WKN: -

Overview

2024/03/25 14:30:11		
Price	2.75 USD	
Difference		42.49% (0.82)

General attributes	
ISIN	NO0010840507
Symbol	PEXIP
Exchange	FINRA other OTC Issues
Currency	USD
Sector	Telecommunications
Security type	Stock
Market cap (m)	239 EUR
Benchmark	NORWAY OSLO BORS ALL SHARE(TRG)


Market data	
Bid (Bid size)	-
Ask (Ask size)	-
Open	2.75 USD
High	2.75 USD
Low	2.75 USD
Close (prev. day)	1.93 USD
VWAP	2.75 USD
Volume (pcs)	1,400
Trading volume	3,850.00
Number of trades	2
Last size	700

Futures and Options	
Related Futures	-
Related Options	-




Information about previous performance does not guarantee future performance.  
Source: FactSet

Recent research

on sector			
Date		Headline	Download
2024/04/26		Global Equity Ratings	
2024/04/26		Aktienempfehlungen Global	
2024/04/19		Equity Weekly	
2024/04/15		Aktienempfehlungen Österreich	
2024/04/12		Equity Weekly	

Details

2024/03/25 14:30:11		
Price	2.75 USD	
Difference		42.49% (0.82)

General attributes	
ISIN	NO0010840507
Symbol	PEXIP
Exchange	FINRA other OTC Issues
Currency	USD
Sector	Telecommunications
Security type	Stock
Market cap (m)	239 EUR
Benchmark	NORWAY OSLO BORS ALL SHARE(TRG)

Market data	
Bid (Bid size)	-
Ask (Ask size)	-
Open	2.75 USD
High	2.75 USD
Low	2.75 USD
Close (prev. day)	1.93 USD
VWAP	2.75 USD
Volume (pcs)	1,400
Trading volume	3,850.00
Number of trades	2
Last size	700

Performance and Risk			
	6m	1y	3y
Perf (%)	-	-	-
Perf (abs.)	-	-	-
Beta	0.71	0.71	0.99
Volatility	-	-	110.62



Information about previous performance does not guarantee future performance.  
Source: FactSet

Price data	
Ø price 5 days   Ø volume 5 days (pcs.)	- USD (-)
Ø price 30 days   Ø volume 30 days (pcs.)	2.75 USD (1,858)
Ø price 100 days   Ø volume 100 days (pcs.)	2.34 USD (704)
Ø price 250 days   Ø volume 250 days (pcs.)	2.14 USD (628)
YTD High   date	2.75 USD (2024/03/25)
YTD Low   date	2.75 USD (2024/03/25)
52 Weeks High   date	2.75 USD (2024/03/25)
52 Weeks Low   date	1.75 USD (2023/08/01)

Arbitrage views					
Exchange 	Date	Time	Price	Trading volume (mio.)	Number of trades
Tradegate	2024/04/26	22:02	2.28 EUR	0.00	1
Stuttgart	2024/04/26	15:46	2.24 EUR	0.00	13
Munich	2024/04/26	08:11	2.305 EUR	0.00	2
London Stock Exchange	2024/04/03	17:41	31.0418 NOK	1.24	2
Hanover	2024/04/	08:05	2.295 EUR	0.00	3

	26				
Hamburg	2024/04/26	08:00	2.29 EUR	0.00	3
Frankfurt	2024/04/26	17:15	2.235 EUR	0.00	5
First North Stockholm	2024/04/24	14:34	28.10 NOK	0.07	3
FINRA other OTC Issues	2024/03/25	14:30	2.75 USD	0.00	2
Duesseldorf	2024/04/26	19:30	2.225 EUR	0.00	3
Berlin	2024/04/26	21:43	2.28 EUR	0.00	18

Company profile

Company Logo



Company Profile

-

Contact Details

PEXIP HOLDING

- -

- - - -

Telefon: -

Fax: -

E-mail: -