

## DESERT GOLD VENTURES INC.

ISIN: CA25039N4084 WKN: A14X09

## Overview

2024/07/05 20:56:44

Price  
0.047 USDDifference  4.44% (0.00)

## General attributes

|                |                        |
|----------------|------------------------|
| ISIN           | CA25039N4084           |
| Symbol         | QXR2                   |
| Exchange       | FINRA other OTC Issues |
| Currency       | USD                    |
| Sector         | Energy / Commodities   |
| Security type  | Stock                  |
| Market cap (m) | 12 EUR                 |
| Benchmark      | S&P/TSX 60 INDEX       |

## Market data

|                   |              |
|-------------------|--------------|
| Bid (Bid size)    | -            |
| Ask (Ask size)    | -            |
| Open              | 0.0472 USD   |
| High              | 0.0472 USD   |
| Low               | 0.047 USD    |
| Close (prev. day) | 0.045 USD    |
| VWAP              | 0.047116 USD |
| Volume (pcs)      | 50,000       |
| Trading volume    | 2,355.80     |
| Number of trades  | 2            |
| Last size         | 21,000       |

## Futures and Options











|                 |   |
|-----------------|---|
| Related Futures | - |
| Related Options | - |

5y



Information about previous performance does not guarantee future performance.  
Source: FactSet

## Recent research

| on sector | Date       | Headline  | Download  |
|-----------|------------|---|---|
|           | 2024/07/26 |  Equity Weekly             |  |
|           | 2024/07/24 |  Global Equity Ratings     |  |
|           | 2024/07/24 |  Aktienempfehlungen Global |  |
|           | 2024/07/15 |  Aktienempfehlungen Global |  |
|           | 2024/07/12 |  Equity Weekly             |  |

## Details

2024/07/05 20:56:44

## Price

0.047 USD

Difference ▲ 4.44% (0.00)

## General attributes

|                |                        |
|----------------|------------------------|
| ISIN           | CA25039N4084           |
| Symbol         | QXR2                   |
| Exchange       | FINRA other OTC Issues |
| Currency       | USD                    |
| Sector         | Energy / Commodities   |
| Security type  | Stock                  |
| Market cap (m) | 12 EUR                 |
| Benchmark      | S&P/TSX 60 INDEX       |

## Market data

|                   |              |
|-------------------|--------------|
| Bid (Bid size)    | -            |
| Ask (Ask size)    | -            |
| Open              | 0.0472 USD   |
| High              | 0.0472 USD   |
| Low               | 0.047 USD    |
| Close (prev. day) | 0.045 USD    |
| VWAP              | 0.047116 USD |
| Volume (pcs)      | 50,000       |
| Trading volume    | 2,355.80     |
| Number of trades  | 2            |
| Last size         | 21,000       |

## Performance and Risk

|             | 6m     | 1y     | 3y     |
|-------------|--------|--------|--------|
| Perf (%)    | -      | -      | -      |
| Perf (abs.) | -      | -      | -      |
| Beta        | -0.59  | 0.28   | 0.14   |
| Volatility  | 290.45 | 233.37 | 175.33 |

5y



Information about previous performance does not guarantee future performance.  
Source: FactSet

## Price data

|   |                        |
|---|------------------------|
| Ø price 5 days   Ø volume 5 days (pcs.)     | - USD (-)              |
| Ø price 30 days   Ø volume 30 days (pcs.)   | 0.046 USD (64,427)     |
| Ø price 100 days   Ø volume 100 days (pcs.) | 0.050 USD (20,139)     |
| Ø price 250 days   Ø volume 250 days (pcs.) | 0.043 USD (8,463)      |
| YTD High   date                             | 0.061 USD (2024/04/04) |
| YTD Low   date                              | 0.030 USD (2024/07/02) |
| 52 Weeks High   date                        | 0.061 USD (2024/04/04) |
| 52 Weeks Low   date                         | 0.025 USD (2023/09/05) |

## All listings for DESERT GOLD VENTURES INC.

| Exchange             | Date       | Time  | Price      | Trading volume (mio.) | Number of trades |
|----------------------|------------|-------|------------|-----------------------|------------------|
| Tradegate            | 2024/07/26 | 22:26 | 0.0485 EUR | 0.00                  | 2                |
| TSX Venture Exchange | 2024/07/25 | 21:59 | 0.07 CAD   | 0.01                  | 5                |
| Stuttgart            | 2024/07/26 | 14:44 | 0.0425 EUR | 0.00                  | 4                |
| Munich               | 2024/07/26 | 08:02 | 0.0475 EUR | 0.00                  | 1                |
| Frankfurt            | 2024/07/26 | 08:10 | 0.046 EUR  | 0.00                  | 2                |

|                        |            |       |           |      |  |    |
|------------------------|------------|-------|-----------|------|--|----|
|                        | 26         |       |           |      |  |    |
| FINRA other OTC Issues | 2024/07/05 | 20:56 | 0.047 USD | 0.00 |  | 2  |
| Berlin                 | 2024/07/26 | 20:48 | 0.048 EUR | 0.00 |  | 20 |

## Company profile

### Company Logo



### Company Profile

-

### Contact Details

DESERT GOLD VENTURES INC

--

----

Telefon: -

Fax: -

E-mail: -