

# FISHER & PAYKEL HEALTHCARE CORP NPV

ISIN: **NZFAPE0001S2** WKN: -

## Overview

2024/09/13 08:12:21

**Price**  
21.00 EUR

**Difference**  0.00% (0.00)

### General attributes

ISIN	NZFAPE0001S2
Symbol	FPH
Exchange	Munich
Currency	EUR
Sector	Technology
Security type	Stock
Market cap (m)	11,456 EUR
Benchmark	MSCI WORLD INDEX (STRD, UHD)

### Market data

Bid (Bid size)	-
Ask (Ask size)	-
Open	21.00 EUR
High	21.00 EUR
Low	21.00 EUR
Close (prev. day)	21.00 EUR
VWAP	20.40 EUR
Volume (pcs)	0
Trading volume	0.00
Number of trades	1
Last size	0

### Futures and Options











Related Futures	-
Related Options	1,020

5y



Information about previous performance does not guarantee future performance.  
**Source:** FactSet

### Recent research

on sector			
Date		Headline	Download
2024/09/11		Global Equity Ratings	
2024/09/11		Aktienempfehlungen Global	
2024/09/09		Aktienempfehlungen Österreich	
2024/09/06		Equity Weekly	
2024/09/05		Global Equity Ratings	

## Details

2024/09/13 08:12:21

## Price

21.00 EUR

Difference ➔ 0.00% (0.00)

## General attributes

ISIN	NZFAPE0001S2
Symbol	FPH
Exchange	Munich
Currency	EUR
Sector	Technology
Security type	Stock
Market cap (m)	11,456 EUR
Benchmark	MSCI WORLD INDEX (STRD, UHD)

## Market data

Bid (Bid size)	-
Ask (Ask size)	-
Open	21.00 EUR
High	21.00 EUR
Low	21.00 EUR
Close (prev. day)	21.00 EUR
VWAP	20.40 EUR
Volume (pcs)	0
Trading volume	0.00
Number of trades	1
Last size	0

## Performance and Risk

	6m	1y	3y
Perf (%)	+54.41%	+81.03%	+5.00%
Perf (abs.)	+7.40	+9.40	+1.00
Beta	-	-	-
Volatility	15.94	14.51	18.88

5y



Information about previous performance does not guarantee future performance.  
Source: FactSet

## Price data

Ø price 5 days   Ø volume 5 days (pcs.)	20.76 EUR (0)
Ø price 30 days   Ø volume 30 days (pcs.)	19.09 EUR (3)
Ø price 100 days   Ø volume 100 days (pcs.)	17.43 EUR (1)
Ø price 250 days   Ø volume 250 days (pcs.)	14.86 EUR (1)
YTD High   date	21.00 EUR (2024/09/12)
YTD Low   date	13.30 EUR (2024/01/22)
52 Weeks High   date	21.00 EUR (2024/09/12)
52 Weeks Low   date	11.60 EUR (2023/09/14)

## Arbitrage views

Exchange <span style="color: green;">⊕</span>	Date	Time	Price	Trading volume (mio.)	Number of trades
Stuttgart	2024/09/13	10:34	20.80 EUR	0.01	4
Munich	2024/09/13	08:12	21.00 EUR	0.00	1
Frankfurt	2024/09/13	08:20	20.80 EUR	0.00	2
FINRA other OTC Issues	2024/09/10	21:38	23.3055 USD	0.02	5
Berlin	2024/	16:45	21.40 EUR	0.00	6

	09/13				
Australian Securities Exchange	2024/09/13	08:10	35.37 AUD	9.88	8,492

## Company profile

### Company Logo

#### Contact Details

FISHER & PAYKEL

--

----

Telefon: -

Fax: -

E-mail: -

### Company Profile

-