

# FISHER & PAYKEL HEALTHCARE CORP NPV

ISIN: **NZFAPE0001S2** WKN: **FPH**

## Overview

2024/07/05 08:14:35

**Price**  
17.20 EUR

**Difference**  0.00% (0.00)

### General attributes

ISIN	NZFAPE0001S2
Symbol	FPH
Exchange	Munich
Currency	EUR
Sector	Technology
Security type	Stock
Market cap (m)	9,922 EUR
Benchmark	MSCI WORLD INDEX (STRD, UHD)

### Market data

Bid (Bid size)	-
Ask (Ask size)	-
Open	17.20 EUR
High	17.20 EUR
Low	17.20 EUR
Close (prev. day)	17.20 EUR
VWAP	15.70 EUR
Volume (pcs)	0
Trading volume	0.00
Number of trades	1
Last size	0

### Futures and Options




Related Futures	-
Related Options	748

5y



Information about previous performance does not guarantee future performance.  
**Source:** FactSet

### Recent research

on sector		
Date	Headline	Download
2024/07/05	 Equity Weekly	
2024/06/24	 Aktienempfehlungen Österreich	
2024/06/21	 Equity Weekly	
2024/06/21	 Global Equity Ratings	
2024/06/21	 Aktienempfehlungen Global	

## Details

2024/07/05 08:14:35

## Price

17.20 EUR

Difference ➔ 0.00% (0.00)

## General attributes

ISIN	NZFAPE0001S2
Symbol	FPH
Exchange	Munich
Currency	EUR
Sector	Technology
Security type	Stock
Market cap (m)	9,922 EUR
Benchmark	MSCI WORLD INDEX (STRD, UHD)

## Market data

Bid (Bid size)	-
Ask (Ask size)	-
Open	17.20 EUR
High	17.20 EUR
Low	17.20 EUR
Close (prev. day)	17.20 EUR
VWAP	15.70 EUR
Volume (pcs)	0
Trading volume	0.00
Number of trades	1
Last size	0

## Performance and Risk

	6m	1y	3y
Perf (%)	+28.36%	+25.55%	-6.52%
Perf (abs.)	+3.80	+3.50	-1.20
Beta	-0.01	0.35	0.29
Volatility	12.49	15.15	18.55

5y



Information about previous performance does not guarantee future performance.  
Source: FactSet

## Price data

Ø price 5 days   Ø volume 5 days (pcs.)	17.24 EUR (0)
Ø price 30 days   Ø volume 30 days (pcs.)	16.96 EUR (0)
Ø price 100 days   Ø volume 100 days (pcs.)	15.23 EUR (0)
Ø price 250 days   Ø volume 250 days (pcs.)	13.75 EUR (1)
YTD High   date	17.50 EUR (2024/06/20)
YTD Low   date	13.30 EUR (2024/01/22)
52 Weeks High   date	17.50 EUR (2024/06/20)
52 Weeks Low   date	11.50 EUR (2023/09/12)

## All listings for FISHER &amp; PAYKEL HEALTHCARE CORP NPV

Exchange <span>📍</span>	Date	Time	Price	Trading volume (mio.)	Number of trades
Stuttgart	2024/07/05	16:45	16.50 EUR	0.00	5
Munich	2024/07/05	08:14	17.20 EUR	0.00	1
Frankfurt	2024/07/05	08:01	16.50 EUR	0.00	1
FINRA other OTC Issues	2024/06/26	20:12	18.25 USD	0.00	1
Berlin	2024/07/05	16:45	16.90 EUR	0.00	4

	05						
Australian Securities Exchange	2024/07/05	08:10	27.32	AUD	4.62		2,301

## Company profile

### Company Logo

#### Contact Details

FISHER & PAYKEL

--

----

Telefon: -

Fax: -

E-mail: -

### Company Profile

-