

ISOENERGY LTD.

ISIN: CA46500E1079 WKN: -

Overview

2024/07/26 08:02:41

Price
2.33 EURDifference  -1.89% (-0.05)

General attributes

| | |
|----------------|----------------------|
| ISIN | CA46500E1079 |
| Symbol | ISO |
| Exchange | Munich |
| Currency | EUR |
| Sector | Energy / Commodities |
| Security type | Stock |
| Market cap (m) | 414 EUR |
| Benchmark | S&P/TSX 60 INDEX |

Market data

| | |
|-------------------|-------------|
| Bid (Bid size) | - |
| Ask (Ask size) | - |
| Open | 2.33 EUR |
| High | 2.33 EUR |
| Low | 2.33 EUR |
| Close (prev. day) | 2.375 EUR |
| VWAP | 2.31125 EUR |
| Volume (pcs) | 0 |
| Trading volume | 0.00 |
| Number of trades | 1 |
| Last size | 0 |

Futures and Options











| | |
|-----------------|---|
| Related Futures | - |
| Related Options | - |

5y



Information about previous performance does not guarantee future performance.
Source: FactSet

Recent research

| on sector | | | |
|------------|---|---------------------------|---|
| Date | | Headline | Download |
| 2024/07/26 |  | Equity Weekly |  |
| 2024/07/24 |  | Global Equity Ratings |  |
| 2024/07/24 |  | Aktienempfehlungen Global |  |
| 2024/07/15 |  | Aktienempfehlungen Global |  |
| 2024/07/12 |  | Equity Weekly |  |

Details

2024/07/26 08:02:41

Price

2.33 EUR

Difference 📉 -1.89% (-0.05)

General attributes

| | |
|----------------|----------------------|
| ISIN | CA46500E1079 |
| Symbol | ISO |
| Exchange | Munich |
| Currency | EUR |
| Sector | Energy / Commodities |
| Security type | Stock |
| Market cap (m) | 414 EUR |
| Benchmark | S&P/TSX 60 INDEX |

Market data

| | |
|-------------------|-------------|
| Bid (Bid size) | - |
| Ask (Ask size) | - |
| Open | 2.33 EUR |
| High | 2.33 EUR |
| Low | 2.33 EUR |
| Close (prev. day) | 2.375 EUR |
| VWAP | 2.31125 EUR |
| Volume (pcs) | 0 |
| Trading volume | 0.00 |
| Number of trades | 1 |
| Last size | 0 |

Performance and Risk

| | 6m | 1y | 3y |
|-------------|---------|---------|---------|
| Perf (%) | -27.07% | +28.87% | +31.27% |
| Perf (abs.) | -0.87 | +0.52 | +0.56 |
| Beta | 1.26 | 1.29 | 2.07 |
| Volatility | 49.88 | 49.28 | 69.62 |

5y



Information about previous performance does not guarantee future performance.
Source: FactSet

Price data

| | |
|---|-----------------------|
| Ø price 5 days Ø volume 5 days (pcs.) | 2.37 EUR (400) |
| Ø price 30 days Ø volume 30 days (pcs.) | 2.62 EUR (67) |
| Ø price 100 days Ø volume 100 days (pcs.) | 2.67 EUR (154) |
| Ø price 250 days Ø volume 250 days (pcs.) | 2.68 EUR (235) |
| YTD High date | 3.59 EUR (2024/02/07) |
| YTD Low date | 2.29 EUR (2024/07/22) |
| 52 Weeks High date | 3.59 EUR (2024/02/07) |
| 52 Weeks Low date | 1.79 EUR (2023/08/01) |

All listings for ISOENERGY LTD.

| Exchange | Date | Time | Price | Trading volume (mio.) | Number of trades |
|------------------------|------------|-------|-----------|-----------------------|------------------|
| Tradegate | 2024/07/26 | 22:26 | 2.335 EUR | 0.01 | 6 |
| Toronto Stock Exchange | 2024/07/26 | 22:00 | 3.48 CAD | 0.24 | 235 |
| Stuttgart | 2024/07/26 | 14:44 | 2.245 EUR | 0.00 | 5 |
| Munich | 2024/07/26 | 08:02 | 2.33 EUR | 0.00 | 1 |
| Frankfurt | 2024/07/26 | 14:12 | 2.34 EUR | 0.00 | 2 |

| | | | | | | |
|------------------------|------------|-------|-----------|------|--|----|
| | 26 | | | | | |
| FINRA other OTC Issues | 2024/07/26 | 21:59 | 2.53 USD | 0.06 | | 75 |
| Duesseldorf | 2024/07/26 | 19:32 | 2.285 EUR | 0.00 | | 7 |
| Berlin | 2024/07/26 | 20:48 | 2.325 EUR | 0.00 | | 20 |

Company profile

Company Logo



Company Profile

-

Contact Details

ISOENERGY LTD

--

Telefon: -

Fax: -

E-mail: -