

ISOENERGY LTD.

ISIN: CA46500E1079 WKN: -

Overview

2024/07/26 08:02:41

Price
2.33 EURDifference  -1.89% (-0.05)

General attributes

ISIN	CA46500E1079
Symbol	ISO
Exchange	Munich
Currency	EUR
Sector	Energy / Commodities
Security type	Stock
Market cap (m)	414 EUR
Benchmark	S&P/TSX 60 INDEX

Market data

Bid (Bid size)	-
Ask (Ask size)	-
Open	2.33 EUR
High	2.33 EUR
Low	2.33 EUR
Close (prev. day)	2.375 EUR
VWAP	2.31125 EUR
Volume (pcs)	0
Trading volume	0.00
Number of trades	1
Last size	0

Futures and Options








Related Futures	-
Related Options	-

5y



Information about previous performance does not guarantee future performance.
Source: FactSet

Recent research

on sector		
Date	Headline	Download
2024/07/26	 Equity Weekly	
2024/07/24	 Global Equity Ratings	
2024/07/24	 Aktienempfehlungen Global	
2024/07/15	 Aktienempfehlungen Global	
2024/07/12	 Equity Weekly	

Details

2024/07/26 08:02:41

Price

2.33 EUR

Difference 📉 -1.89% (-0.05)

General attributes

ISIN	CA46500E1079
Symbol	ISO
Exchange	Munich
Currency	EUR
Sector	Energy / Commodities
Security type	Stock
Market cap (m)	414 EUR
Benchmark	S&P/TSX 60 INDEX

Market data

Bid (Bid size)	-
Ask (Ask size)	-
Open	2.33 EUR
High	2.33 EUR
Low	2.33 EUR
Close (prev. day)	2.375 EUR
VWAP	2.31125 EUR
Volume (pcs)	0
Trading volume	0.00
Number of trades	1
Last size	0

Performance and Risk

	6m	1y	3y
Perf (%)	-27.07%	+28.87%	+31.27%
Perf (abs.)	-0.87	+0.52	+0.56
Beta	1.26	1.29	2.07
Volatility	49.88	49.28	69.62

5y



Information about previous performance does not guarantee future performance.
Source: FactSet

Price data

Ø price 5 days Ø volume 5 days (pcs.)	2.37 EUR (400)
Ø price 30 days Ø volume 30 days (pcs.)	2.62 EUR (67)
Ø price 100 days Ø volume 100 days (pcs.)	2.67 EUR (154)
Ø price 250 days Ø volume 250 days (pcs.)	2.68 EUR (235)
YTD High date	3.59 EUR (2024/02/07)
YTD Low date	2.29 EUR (2024/07/22)
52 Weeks High date	3.59 EUR (2024/02/07)
52 Weeks Low date	1.79 EUR (2023/08/01)

All listings for ISOENERGY LTD.

Exchange	Date	Time	Price	Trading volume (mio.)	Number of trades
Tradegate	2024/07/26	22:26	2.335 EUR	0.01	6
Toronto Stock Exchange	2024/07/26	22:00	3.48 CAD	0.24	235
Stuttgart	2024/07/26	14:44	2.245 EUR	0.00	5
Munich	2024/07/26	08:02	2.33 EUR	0.00	1
Frankfurt	2024/07/26	14:12	2.34 EUR	0.00	2

	26					
FINRA other OTC Issues	2024/07/26	21:59	2.53 USD	0.06		75
Duesseldorf	2024/07/26	19:32	2.285 EUR	0.00		7
Berlin	2024/07/26	20:48	2.325 EUR	0.00		20

Company profile

Company Logo



Company Profile

-

Contact Details

ISOENERGY LTD

--

Telefon: -

Fax: -

E-mail: -