

EOLUS VIND AB CLASS B

ISIN: SE0007075056 WKN: -

Overview

2024/04/26 17:15:02

Price
5.88 EURDifference  3.89% (0.22)

General attributes

ISIN	SE0007075056
Symbol	EOLU B
Exchange	Frankfurt
Currency	EUR
Sector	Utilities
Security type	Stock
Market cap (m)	141 EUR
Benchmark	OMX STOCKHOLM 30 INDEX

Market data

Bid (Bid size)	-
Ask (Ask size)	-
Open	5.70 EUR
High	5.88 EUR
Low	5.70 EUR
Close (prev. day)	5.66 EUR
VWAP	6.64 EUR
Volume (pcs)	0
Trading volume	0.00
Number of trades	5
Last size	0

Futures and Options

Related Futures	-
Related Options	-











5y



Information about previous performance does not guarantee future performance.
Source: FactSet

Recent research

on sector

Date		Headline	Download
2024/04/26		Global Equity Ratings	
2024/04/26		Aktienempfehlungen Global	
2024/04/15		Aktienempfehlungen Österreich	
2024/04/03		Global Equity Ratings	
2024/04/03		Aktienempfehlungen Global	

Details

2024/04/26 17:15:02

Price

5.88 EUR

Difference ▲ 3.89% (0.22)

General attributes

ISIN	SE0007075056
Symbol	EOLU B
Exchange	Frankfurt
Currency	EUR
Sector	Utilities
Security type	Stock
Market cap (m)	141 EUR
Benchmark	OMX STOCKHOLM 30 INDEX

Market data

Bid (Bid size)	-
Ask (Ask size)	-
Open	5.70 EUR
High	5.88 EUR
Low	5.70 EUR
Close (prev. day)	5.66 EUR
VWAP	6.64 EUR
Volume (pcs)	0
Trading volume	0.00
Number of trades	5
Last size	0

Performance and Risk

	6m	1y	3y
Perf (%)	-12.57%	-14.66%	-72.03%
Perf (abs.)	-0.85	-1.01	-15.14
Beta	0.98	0.86	1.21
Volatility	37.55	42.14	56.18

5y



Information about previous performance does not guarantee future performance.
Source: FactSet

Price data

Ø price 5 days Ø volume 5 days (pcs.)	5.85 EUR (0)
Ø price 30 days Ø volume 30 days (pcs.)	6.09 EUR (0)
Ø price 100 days Ø volume 100 days (pcs.)	6.94 EUR (14)
Ø price 250 days Ø volume 250 days (pcs.)	6.74 EUR (49)
YTD High date	8.57 EUR (2024/01/15)
YTD Low date	5.62 EUR (2024/04/25)
52 Weeks High date	8.57 EUR (2024/01/15)
52 Weeks Low date	5.21 EUR (2023/08/25)

Arbitrage views

Exchange ⊕	Date	Time	Price	Trading volume (mio.)	Number of trades
Tradegate	2024/04/26	22:26	5.96 EUR	0.01	3
Stuttgart	2024/04/26	11:10	5.84 EUR	0.00	5
Nasdaq Stockholm	2024/04/26	17:29	69.70 SEK	4.14	407
Munich	2024/04/26	08:11	5.85 EUR	0.00	2
London Stock	2021/02/	11:38	219.5320 SEK	0.09	1

Exchange	02					
Frankfurt	2024/04/ 26	17:15	5.88 EUR	0.00	5	
Duesseldorf	2024/04/ 26	19:30	5.93 EUR	0.00	3	
Berlin	2024/04/ 26	21:43	5.96 EUR	0.00	18	

Company profile

Company Logo



Company Profile

-

Contact Details

EOLUS VIND

--

Tredje Avenyen 3 281 48 Hasselholm

Telefon: +46 451 491 50

Fax: +46 451 491 40

E-mail: info@eolusvind.com