

DOMINION LENDING CENTRES INC.

ISIN: CA2574141024 WKN: -

Overview

2024/06/28 18:13:56

Price
2.64 USDDifference  -21.66% (-0.73)

General attributes

ISIN	CA2574141024
Symbol	DLCG
Exchange	FINRA other OTC Issues
Currency	USD
Sector	Financial
Security type	Stock
Market cap (m)	115 EUR
Benchmark	S&P/TSX 60 INDEX

Market data

Bid (Bid size)	-
Ask (Ask size)	-
Open	2.59 USD
High	2.64 USD
Low	2.52 USD
Close (prev. day)	3.37 USD
VWAP	2.566 USD
Volume (pcs)	500
Trading volume	1,283.00
Number of trades	5
Last size	100

Futures and Options











Related Futures	-
Related Options	-

5y



Information about previous performance does not guarantee future performance.
Source: FactSet

Recent research

on sector			
Date		Headline	Download
2024/07/24		Global Equity Ratings	
2024/07/24		Aktienempfehlungen Global	
2024/07/19		Equity Weekly	
2024/07/15		Aktienempfehlungen Global	
2024/07/12		Global Equity Ratings	

Details

2024/06/28 18:13:56

Price
2.64 USDDifference 📉 -21.66% (-0.73)

General attributes

ISIN	CA2574141024
Symbol	DLCG
Exchange	FINRA other OTC Issues
Currency	USD
Sector	Financial
Security type	Stock
Market cap (m)	115 EUR
Benchmark	S&P/TSX 60 INDEX

Market data

Bid (Bid size)	-
Ask (Ask size)	-
Open	2.59 USD
High	2.64 USD
Low	2.52 USD
Close (prev. day)	3.37 USD
VWAP	2.566 USD
Volume (pcs)	500
Trading volume	1,283.00
Number of trades	5
Last size	100

Performance and Risk

	6m	1y	3y
Perf (%)	+33.33%	-	-14.29%
Perf (abs.)	+0.66	-	-0.44
Beta	-0.34	-0.04	0.44
Volatility	263.61	194.92	141.37

5y



Information about previous performance does not guarantee future performance.
Source: FactSet

Price data

Ø price 5 days Ø volume 5 days (pcs.)	- USD (-)
Ø price 30 days Ø volume 30 days (pcs.)	2.76 USD (97)
Ø price 100 days Ø volume 100 days (pcs.)	2.64 USD (49)
Ø price 250 days Ø volume 250 days (pcs.)	2.05 USD (56)
YTD High date	3.39 USD (2024/06/21)
YTD Low date	2.01 USD (2024/02/05)
52 Weeks High date	3.39 USD (2024/06/21)
52 Weeks Low date	1.41 USD (2023/10/16)

All listings for DOMINION LENDING CENTRES INC.

Exchange	Date	Time	Price	Trading volume (mio.)	Number of trades
Toronto Stock Exchange	2024/07/26	21:59	3.59 CAD	0.00	2
Frankfurt	2024/07/26	08:05	2.32 EUR	0.00	2
FINRA other OTC Issues	2024/06/28	18:13	2.64 USD	0.00	5
Berlin	2024/07/26	08:02	2.34 EUR	0.00	3

Company profile

Company Logo



Company Profile

-

Contact Details

DOMINION LENDING CENTRES

--

Telefon: -

Fax: -

E-mail: -