



BURE EQUITY AB

ISIN:

SE0000195810WKN: **4152651**

Overview

2022/10/05 21:34:24

Price

17.71 EUR

Difference  -3.49% (-0.64)

General attributes

ISIN	SE0000195810
Symbol	BURE
Exchange	Berlin
Currency	EUR
Sector	Financial
Security type	Stock
Market cap (m)	1,315 EUR
Benchmark	OMX STOCKHOLM 30 INDEX

Market data

Bid (Bid size)	-
Ask (Ask size)	-
Open	18.35 EUR
High	18.35 EUR
Low	17.62 EUR
Close (prev. day)	18.35 EUR
VWAP	-
Volume (pcs)	0
Trading volume	0.00
Number of trades	15
Last size	0

Futures and Options

Related Futures	-
Related Options	-






5y



Information about previous performance does not guarantee future performance.
Source: FactSet

Recent research

on sector

Date		Headline	Download
2022/10/05		Global Equity Ratings	
2022/10/05		Aktienempfehlungen Global	
2022/09/30		Equity Weekly	
2022/09/26		Global Equity Ratings	
2022/09/26		Aktienempfehlungen Global	

Details

2022/10/05 21:34:24

Price

17.71 EUR

Difference  -3.49% (-0.64)

General attributes

ISIN	SE0000195810
Symbol	BURE
Exchange	Berlin
Currency	EUR
Sector	Financial
Security type	Stock
Market cap (m)	1,315 EUR
Benchmark	OMX STOCKHOLM 30 INDEX

Market data

Bid (Bid size)	-
Ask (Ask size)	-
Open	18.35 EUR
High	18.35 EUR
Low	17.62 EUR
Close (prev. day)	18.35 EUR
VWAP	-
Volume (pcs)	0
Trading volume	0.00
Number of trades	15
Last size	0

Performance and Risk

	6m	1y	3y
Perf (%)	-42.98%	-50.03%	+32.76%
Perf (abs.)	-13.35	-17.73	+4.37
Beta	1.67	1.63	1.17
Volatility	57.29	54.06	44.69

5y



Information about previous performance does not guarantee future performance.

Source: FactSet

Price data

Ø price 5 days Ø volume 5 days (pcs.)	17.19 EUR (0)
Ø price 30 days Ø volume 30 days (pcs.)	18.48 EUR (0)
Ø price 100 days Ø volume 100 days (pcs.)	21.15 EUR (0)
Ø price 250 days Ø volume 250 days (pcs.)	28.19 EUR (0)
YTD High date	43.10 EUR (2022/01/03)
YTD Low date	15.68 EUR (2022/09/29)
52 Weeks High date	46.76 EUR (2021/11/22)
52 Weeks Low date	15.68 EUR (2022/09/29)

Arbitrage views

Exchange 	Date	Time	Price	Trading volume (mio.)	Number of trades
Stuttgart	2022/10/05	16:01	17.49 EUR	0.00	10
Nasdaq Stockholm	2022/10/05	17:29	192.00 SEK	12.46	915
Munich	2022/10/05	08:04	18.16 EUR	0.00	1
London Stock Exchange European Trade Reporting	2022/10/05	17:25	193.35 SEK	0.00	2
Frankfurt	2022/	12:24	17.60 EUR	0.00	2

	10/05					
Berlin	2022/ 10/05	21:34	17.71 EUR	0.00		15

Company profile

Company Logo

BURE

Company Profile

-

Contact Details

BURE EQUITY AB

--

Nybrogatan 6 114 34 Stockholm

Telefon: +46 8 614 0020

Fax: +46 8 614 0038

E-mail: info@bure.se