

DOMINION LENDING CENTRES INC.

ISIN: **CA2574141024** WKN: -

Overview

2024/07/26 08:05:14

5y

Price

2.32 EUR

Difference  2.65% (0.06)

General attributes

ISIN	CA2574141024
Symbol	DLCG
Exchange	Frankfurt
Currency	EUR
Sector	Financial
Security type	Stock
Market cap (m)	115 EUR
Benchmark	S&P/TSX 60 INDEX

Market data

Bid (Bid size)	-
Ask (Ask size)	-
Open	2.32 EUR
High	2.32 EUR
Low	2.32 EUR
Close (prev. day)	2.26 EUR
VWAP	2.34 EUR
Volume (pcs)	0
Trading volume	0.00
Number of trades	2
Last size	0











Futures and Options

Related Futures	-
Related Options	-



Information about previous performance does not guarantee future performance.
Source: FactSet

Recent research

on sector		
Date	Headline	Download
2024/07/24	 Global Equity Ratings	
2024/07/24	 Aktienempfehlungen Global	
2024/07/19	 Equity Weekly	
2024/07/15	 Aktienempfehlungen Global	
2024/07/12	 Global Equity Ratings	

Details

2024/07/26 08:05:14

Price

2.32 EUR

Difference ▲ 2.65% (0.06)

General attributes

ISIN	CA2574141024
Symbol	DLCG
Exchange	Frankfurt
Currency	EUR
Sector	Financial
Security type	Stock
Market cap (m)	115 EUR
Benchmark	S&P/TSX 60 INDEX

Market data

Bid (Bid size)	-
Ask (Ask size)	-
Open	2.32 EUR
High	2.32 EUR
Low	2.32 EUR
Close (prev. day)	2.26 EUR
VWAP	2.34 EUR
Volume (pcs)	0
Trading volume	0.00
Number of trades	2
Last size	0

Performance and Risk

	6m	1y	3y
Perf (%)	+22.75%	+60.00%	-3.33%
Perf (abs.)	+0.43	+0.87	-0.08
Beta	-0.34	-0.04	0.44
Volatility	54.23	58.86	53.78

5y



Information about previous performance does not guarantee future performance.
Source: FactSet

Price data

Ø price 5 days Ø volume 5 days (pcs.)	2.35 EUR (0)
Ø price 30 days Ø volume 30 days (pcs.)	2.45 EUR (3)
Ø price 100 days Ø volume 100 days (pcs.)	2.24 EUR (5)
Ø price 250 days Ø volume 250 days (pcs.)	1.87 EUR (2)
YTD High date	2.64 EUR (2024/06/12)
YTD Low date	1.71 EUR (2024/01/18)
52 Weeks High date	2.64 EUR (2024/06/12)
52 Weeks Low date	1.21 EUR (2023/10/26)

All listings for DOMINION LENDING CENTRES INC.

Exchange	Date	Time	Price	Trading volume (mio.)	Number of trades
Toronto Stock Exchange	2024/07/26	21:59	3.59 CAD	0.00	2
Frankfurt	2024/07/26	08:05	2.32 EUR	0.00	2
FINRA other OTC Issues	2024/06/28	18:13	2.64 USD	0.00	5
Berlin	2024/07/26	08:02	2.34 EUR	0.00	3

Company profile

Company Logo



Company Profile

-

Contact Details

DOMINION LENDING CENTRES

--

Telefon: -

Fax: -

E-mail: -