

## EMBRACER GROUP AB SER 'B'

ISIN: SE0016828511 WKN: -

## Overview

2024/07/26 08:19:05

Price

2.288 EUR

Difference  3.95% (0.09)

## General attributes

ISIN	SE0016828511
Symbol	EMBRAC B
Exchange	Munich
Currency	EUR
Sector	Technology
Security type	Stock
Market cap (m)	2,982 EUR
Benchmark	OMX STOCKHOLM 30 INDEX

## Market data

Bid (Bid size)	-
Ask (Ask size)	-
Open	2.288 EUR
High	2.288 EUR
Low	2.288 EUR
Close (prev. day)	2.201 EUR
VWAP	2.056 EUR
Volume (pcs)	0
Trading volume	0.00
Number of trades	2
Last size	0

## Futures and Options

Related Futures	28
Related Options	-








5y



Information about previous performance does not guarantee future performance.

Source: FactSet

## Recent research

on sector			
Date		Headline	Download
2024/07/26		Equity Weekly	
2024/07/24		Global Equity Ratings	
2024/07/24		Aktienempfehlungen Global	
2024/07/15		Aktienempfehlungen Global	
2024/07/12		Global Equity Ratings	

## Details

2024/07/26 08:19:05

## Price

2.288 EUR

Difference ▲ 3.95% (0.09)

## General attributes

ISIN	SE0016828511
Symbol	EMBRAC B
Exchange	Munich
Currency	EUR
Sector	Technology
Security type	Stock
Market cap (m)	2,982 EUR
Benchmark	OMX STOCKHOLM 30 INDEX

## Market data

Bid (Bid size)	-
Ask (Ask size)	-
Open	2.288 EUR
High	2.288 EUR
Low	2.288 EUR
Close (prev. day)	2.201 EUR
VWAP	2.056 EUR
Volume (pcs)	0
Trading volume	0.00
Number of trades	2
Last size	0

## Performance and Risk

	6m	1y	3y
Perf (%)	+22.34%	-11.80%	-79.11%
Perf (abs.)	+0.42	-0.31	-8.66
Beta	0.52	1.53	1.30
Volatility	59.03	57.79	63.97

5y



Information about previous performance does not guarantee future performance.  
Source: FactSet

## Price data

Ø price 5 days   Ø volume 5 days (pcs.)	2.119 EUR (0)
Ø price 30 days   Ø volume 30 days (pcs.)	2.099 EUR (18)
Ø price 100 days   Ø volume 100 days (pcs.)	2.120 EUR (133)
Ø price 250 days   Ø volume 250 days (pcs.)	2.051 EUR (152)
YTD High   date	2.633 EUR (2024/05/16)
YTD Low   date	1.380 EUR (2024/03/18)
52 Weeks High   date	2.661 EUR (2023/07/28)
52 Weeks Low   date	1.380 EUR (2024/03/18)

## Arbitrage views

Exchange <span>⊕</span>	Date	Time	Price	Trading volume (mio.)	Number of trades
Tradegate	2024/07/26	22:26	2.328 EUR	0.01	7
Stuttgart	2024/07/26	15:08	2.288 EUR	0.00	10
Nasdaq Stockholm	2024/07/26	18:00	27.25 SEK	129.13	4,362
Munich	2024/07/26	08:19	2.288 EUR	0.00	2
London Stock	2024/07/	13:25	23.6765 SEK	1.68	2

Exchange	22					
Frankfurt	2024/07/26	17:15	2.263 EUR	0.00		6
FINRA other OTC Issues	2024/07/19	15:45	2.22 USD	0.00		1
Duesseldorf	2024/07/26	19:30	2.244 EUR	0.00		6
Berlin	2024/07/26	21:43	2.324 EUR	0.00		17

## Company profile

### Company Logo



### Company Profile

-

### Contact Details

EMBRACER GROUP

--

----

Telefon: -

Fax: -

E-mail: -