

OSISKO METALS INC.

ISIN: CA6882741094 WKN: -

Overview

2024/07/26 08:05:14

Price

0.106 EUR

Difference  0.00% (0.00)

General attributes

ISIN	CA6882741094
Symbol	OM
Exchange	Frankfurt
Currency	EUR
Sector	Energy / Commodities
Security type	Stock
Market cap (m)	33 EUR
Benchmark	S&P/TSX 60 INDEX

Market data

Bid (Bid size)	-
Ask (Ask size)	-
Open	0.106 EUR
High	0.106 EUR
Low	0.106 EUR
Close (prev. day)	0.106 EUR
VWAP	0.125 EUR
Volume (pcs)	0
Trading volume	0.00
Number of trades	1
Last size	0

Futures and Options

Related Futures	-
Related Options	-






5y



Information about previous performance does not guarantee future performance.

Source: FactSet

Recent research

on sector	Date	Headline	Download
	2024/07/26	 Equity Weekly	
	2024/07/24	 Global Equity Ratings	
	2024/07/24	 Aktienempfehlungen Global	
	2024/07/15	 Aktienempfehlungen Global	
	2024/07/12	 Equity Weekly	

Details

2024/07/26 08:05:14

Price

0.106 EUR

Difference ➔ 0.00% (0.00)

General attributes

ISIN	CA6882741094
Symbol	OM
Exchange	Frankfurt
Currency	EUR
Sector	Energy / Commodities
Security type	Stock
Market cap (m)	33 EUR
Benchmark	S&P/TSX 60 INDEX

Market data

Bid (Bid size)	-
Ask (Ask size)	-
Open	0.106 EUR
High	0.106 EUR
Low	0.106 EUR
Close (prev. day)	0.106 EUR
VWAP	0.125 EUR
Volume (pcs)	0
Trading volume	0.00
Number of trades	1
Last size	0

Performance and Risk

	6m	1y	3y
Perf (%)	+11.58%	-26.39%	-60.74%
Perf (abs.)	+0.01	-0.04	-0.16
Beta	1.85	1.23	0.93
Volatility	132.30	101.27	92.52

5y



Information about previous performance does not guarantee future performance.
Source: FactSet

Price data

Ø price 5 days Ø volume 5 days (pcs.)	0.107 EUR (0)
Ø price 30 days Ø volume 30 days (pcs.)	0.118 EUR (13)
Ø price 100 days Ø volume 100 days (pcs.)	0.110 EUR (54)
Ø price 250 days Ø volume 250 days (pcs.)	0.106 EUR (34)
YTD High date	0.157 EUR (2024/05/29)
YTD Low date	0.077 EUR (2024/03/06)
52 Weeks High date	0.157 EUR (2024/05/29)
52 Weeks Low date	0.077 EUR (2024/03/06)

All listings for OSISKO METALS INC.

Exchange ⊕	Date	Time	Price	Trading volume (mio.)	Number of trades
Tradegate	2024/07/26	22:02	0.13 EUR	0.00	1
TSX Venture Exchange	2024/07/26	19:26	0.195 CAD	0.00	4
Stuttgart	2024/07/26	14:44	0.126 EUR	0.00	3
Frankfurt	2024/07/26	08:05	0.106 EUR	0.00	1
FINRA other OTC	2024/07/26	21:52	0.147 USD	0.01	5

Issues	26						
Berlin	2024/07/26	20:48	0.128	EUR	0.00		20

Company profile

Company Logo



Company Profile

-

Contact Details

OSISKO METALS

--

Telefon: -

Fax: -

E-mail: -