

BEL 20 INDEX

ISIN: **BE0389555039** WKN: -

Overview

2024/09/19 10:00:15

Price

4,250.88 EUR

Difference ▲ 0.61% (25.91)

General attributes

ISIN	BE0389555039
Symbol	BEL20
Country	Belgium
Instruments in index	20
Type of index	Price Index
Security type	Index

Market data

Open	4,249.57 EUR
High	4,259.10 EUR
Low	4,248.19 EUR
Close (prev. day)	4,224.97 EUR
Trading volume (m)	481,821
Volume (pcs)	29,697,212



5y

Information about previous performance does not guarantee future performance.
Source: FactSet

Top 5

Name ↕	Price	+ - (%)	Trend ⬆️
UMICORE S....	11.39	+3.55 ▲	▲
WAREHOUSES...	24.50	+1.66 ▲	▲
COFINIMMO ...	66.95	+1.44 ▲	▲
ACKERMANS ...	190.70	+1.44 ▲	▲
SYENSQO SA	73.38	+1.19 ▲	▲

Intraday 1w 1m 6m 1y 3y

Flop 5

Name ↕	Price	+ - (%) ↕	Trend ⬆️
GALAPAGOS ...	27.10	-0.88 ▼	▼
AZELIS GRO...	19.04	-0.78 ▼	▼
ARGENX SE	474.90	-0.17 ▼	▼
ELIA GROUP...	104.60	-0.10 ▼	▼

Intraday 1w 1m 6m 1y 3y

Recent research

on market			
Date		Headline	Download
2024/09/18		Credit Markets Weekly	Download
2024/09/18		Credit Markets Weekly (DE)	Download
2024/09/13		Week Ahead	Download
2024/09/13		Wochenausblick	Download
2024/09/12		ECB cuts further	Download

Futures and Options

Related Futures -

Related Options -

Details

2024/09/19 10:00:15

Price

4,250.88 EUR

Difference



0.61% (25.91)

General attributes

ISIN BE0389555039

Symbol BEL20

Country Belgium

Security type Index

Instruments in index 20

Market data

Open 4,249.57 EUR

High 4,259.10 EUR

Low 4,248.19 EUR

Close (prev. day) 4,224.97 EUR

Trading volume (m) 481,821

Volume (pcs) 29,697,212

Performance and Risk

	6m	1y	3y
Perf (%)	+14.52%	+14.49%	+1.77%
Perf (abs.)	+533.17	+532.32	+73.15
Beta	-	-	-
Volatility	12.73	13.08	15.16



5y
























Information about previous performance does not guarantee future performance.

Source: FactSet

Price data

Ø price 5 days Ø volume 5 days (pcs.)	4,230.52 EUR (3,967,991)
Ø price 30 days Ø volume 30 days (pcs.)	4,139.85 EUR (3,807,846)
Ø price 100 days Ø volume 100 days (pcs.)	4,016.69 EUR (4,380,267)
Ø price 250 days Ø volume 250 days (pcs.)	3,791.20 EUR (4,831,034)
YTD High date	4,267.83 EUR (2024/09/16)
YTD Low date	3,550.65 EUR (2024/01/18)
52 Weeks High date	4,267.83 EUR (2024/09/16)
52 Weeks Low date	3,271.53 EUR (2023/10/26)

Composition

Name  ISIN	Price	Diff %  Diff +/-	Performance 	Date Time	Turnover Pc.  Turnover Money 
ACKERMANS & VAN HAAREN N.... BE0003764785	190.70	1.44% 2.70		24/09/19 10:00:17	10,203 1,938,872.00
AEDIFICA NV BE0003851681	64.00	0.95% 0.60		24/09/19 09:59:34	5,013 321,372.00
AGEAS SA/NV BE0974264930	47.72	0.68% 0.32		24/09/19 09:58:00	18,466 880,289.00
ANHEUSER-BUSCH INBEV SA BE0974293251	57.38	0.10% 0.06		24/09/19 10:00:08	70,492 4,047,310.00
ARGENX SE NL0010832176	474.90	-0.17% -0.80		24/09/19 09:59:23	3,333 1,581,987.00
AZELIS GROUP N.V. BE0974400328	19.04	-0.78% -0.15		24/09/19 09:59:46	23,278 447,795.00
COFINIMMO SA NPV BE0003593044	66.95	1.44% 0.95		24/09/19 09:58:17	7,216 482,522.00
D'IETEREN GROUP SA/NV BE0974259880	197.40	0.77% 1.50		24/09/19 09:59:13	9,459 1,855,664.00
ELIA GROUP SA BE0003822393	104.60	-0.10% -0.10		24/09/19 09:55:23	4,965 518,575.00
GALAPAGOS N.V. BE0003818359	27.10	-0.88% -0.24		24/09/19 09:57:22	17,978 490,486.00
GROUPE BRUXELLES LAMBERT ... BE0003797140	69.40	0.87% 0.60		24/09/19 09:57:28	5,698 394,795.00
KBC GROEP BE0003565737	72.26	1.15% 0.82		24/09/19 10:00:06	145,013 10,431,231.00
LOTUS BAKERIES NV BE0003604155	11,840.00	0.68% 80.00		24/09/19 09:59:52	75 891,020.00
MELEXIS N.V. BE0165385973	77.35	1.18% 0.90		24/09/19 09:58:51	3,091 238,755.00
SOFINA S.A. BE0003717312	259.20	1.01% 2.60		24/09/19 09:57:49	2,533 655,699.00
SOLVAY SA BE0003470755	33.86	0.39% 0.13		24/09/19 10:00:09	24,537 836,320.00
SYENSQO SA BE0974464977	73.38	1.19% 0.86		24/09/19 10:00:07	12,219 898,697.00
UCB S.A. BE0003739530	159.85	0.35% 0.55		24/09/19 09:59:37	8,124 1,300,092.00
UMICORE S.A. BE0974320526	11.39	3.55% 0.39		24/09/19 09:59:06	92,322 1,050,792.00
WAREHOUSES DE PAUW S.C.A. BE0974349814	24.50	1.66% 0.40		24/09/19 09:53:37	17,806 434,941.00