

BEL 20 INDEX

ISIN: **BE0389555039** WKN: -

Overview

2024/09/13 18:05:02

Price

4,245.21 EUR

Difference ▲ 0.67% (28.46)

General attributes

ISIN	BE0389555039
Symbol	BEL20
Country	Belgium
Instruments in index	20
Type of index	Price Index
Security type	Index

Top 5

Name ⬇	Price	+ - (%) ⬇	Trend ⬇
UMICORE S...	10.63	+6.57 ▲	▲
D'IETEREN ...	203.20	+3.04 ▲	▲
GALAPAGOS	26.82	+2.92 ▲	▲
...			
SOLVAY SA	31.37	+1.82 ▲	▲
LOTUS BAKE...	12,200.00	+1.50 ▲	▲

Intraday 1w 1m 6m 1y 3y

Flop 5

Name ⬇	Price	+ - (%) ⬇	Trend ⬇
MELEXIS N...	77.35	-1.02 ▼	▼
UCB S.A.	162.95	-0.12 →	→
AEDIFICA N...	64.80	-0.08 →	→

Intraday 1w 1m 6m 1y 3y



More information on countries &



Information about previous performance does not guarantee future performance. Source: FactSet

Recent research

on market	Date	Headline	Download
	2024/09/13	Week Ahead	
	2024/09/13	Wochenausblick	
	2024/09/12	ECB cuts further	
	2024/09/12	EZB senkt weiter	
	2024/09/11	EU Green Deal - a lot of work awaits Europe	

regions

➤ **Markets by Region**

Details

2024/09/13 18:05:02

Price

4,245.21 EUR

Difference ▲ 0.67% (28.46)

General attributes

ISIN BE0389555039

Symbol BEL20

Country Belgium

Security type Index

Instruments in index 20

Market data

Open 4,219.72 EUR

High 4,251.09 EUR

Low 4,215.34 EUR

Close (prev. day) 4,216.75 EUR

Trading volume (m) 4,168,512

Volume (pcs) 257,397,273

Performance and Risk

	6m	1y	3y
Perf (%)	+13.86%	+16.60%	+1.32%
Perf (abs.)	+516.72	+604.50	+55.45
Beta	-	-	-
Volatility	12.69	13.11	15.18




























Information about previous performance does not guarantee future performance.

Source: FactSet

Price data

Ø price 5 days Ø volume 5 days (pcs.)	4,219.12 EUR (4,449,322)
Ø price 30 days Ø volume 30 days (pcs.)	4,109.19 EUR (3,975,332)
Ø price 100 days Ø volume 100 days (pcs.)	4,006.23 EUR (4,387,203)
Ø price 250 days Ø volume 250 days (pcs.)	3,783.46 EUR (4,845,444)
YTD High date	4,256.34 EUR (2024/09/10)
YTD Low date	3,550.65 EUR (2024/01/18)
52 Weeks High date	4,256.34 EUR (2024/09/10)
52 Weeks Low date	3,271.53 EUR (2023/10/26)

Composition

Name  ISIN	Price	Diff %  Diff +/-	Performance 	Date Time	Turnover Pc.  Turnover Money 
ACKERMANS & VAN HAAREN N.... BE0003764785	183.00	0.66% 1.20		24/09/13 17:35:24	15,816 2,883,134.00
AEDIFICA NV BE0003851681	64.80	-0.08% -0.05		24/09/13 17:35:28	79,561 5,160,153.00
AGEAS SA/NV BE0974264930	46.48	0.56% 0.26		24/09/13 17:35:00	178,042 8,271,103.00
ANHEUSER-BUSCH INBEV SA BE0974293251	58.56	0.03% 0.02		24/09/13 17:37:16	1,180,101 69,154,846.00
ARGENX SE NL0010832176	488.00	0.41% 2.00		24/09/13 17:35:02	52,448 25,546,424.00
AZELIS GROUP N.V. BE0974400328	19.50	0.52% 0.10		24/09/13 17:35:04	92,565 1,795,423.00
COFINIMMO SA NPV BE0003593044	67.20	0.98% 0.65		24/09/13 17:35:12	60,548 4,065,555.00
D'IETEREN GROUP SA/NV BE0974259880	203.20	3.04% 6.00		24/09/13 17:38:31	91,615 18,476,625.00
ELIA GROUP SA BE0003822393	105.30	0.57% 0.60		24/09/13 17:35:56	49,972 5,267,546.00
GALAPAGOS N.V. BE0003818359	26.82	2.92% 0.76		24/09/13 17:39:40	99,379 2,646,605.00
GROUPE BRUXELLES LAMBERT ... BE0003797140	68.65	0.22% 0.15		24/09/13 17:35:16	73,457 5,048,041.00
KBC GROEP BE0003565737	68.20	0.86% 0.58		24/09/13 17:35:08	351,349 23,962,128.00
LOTUS BAKERIES NV BE0003604155	12,200.00	1.50% 180.00		24/09/13 17:35:14	573 6,966,260.00
MELEXIS N.V. BE0165385973	77.35	-1.02% -0.80		24/09/13 17:35:16	50,406 3,904,751.00
SOFINA S.A. BE0003717312	250.60	0.80% 2.00		24/09/13 17:35:29	68,674 17,130,099.00
SOLVAY SA BE0003470755	31.37	1.82% 0.56		24/09/13 17:35:25	160,154 5,024,024.00
SYENSQO SA BE0974464977	71.62	1.36% 0.96		24/09/13 17:37:15	113,079 8,128,689.00
UCB S.A. BE0003739530	162.95	-0.12% -0.20		24/09/13 17:35:13	147,346 23,971,969.00
UMICORE S.A. BE0974320526	10.63	6.57% 0.66		24/09/13 17:35:10	856,022 9,025,917.00
WAREHOUSES DE PAUW S.C.A. BE0974349814	25.14	0.40% 0.10		24/09/13 17:36:51	389,608 9,809,227.00