

# BELGIUM ALL SHARE

ISIN: **BE0389549941** WKN: -

## Overview

2024/09/19 09:06:45

Price

**14,313.63** EUR

Difference ▲ 0.80% (113.92)

### General attributes

ISIN	BE0389549941
Symbol	-
Country	Belgium
Instruments in index	119
Type of index	Price Index
Security type	Index

### Market data

Open	14,200.81 EUR
High	14,329.41 EUR
Low	14,200.81 EUR
Close (prev. day)	14,199.71 EUR
Trading volume (m)	-
Volume (pcs)	-

### Top 5

Name	Price	+ - (%)	Trend
ORANGE BEL...	14.74	+4.54	<span style="color: green;">▲</span>
UMICORE S...	11.30	+2.73	<span style="color: green;">▲</span>
AVANTIUM N...	1.99	+2.05	<span style="color: green;">▲</span>
COMPAGNIE ...	82.52	+1.95	<span style="color: green;">▲</span>
BANIMMO SA	3.26	+1.88	<span style="color: green;">▲</span>

Intraday 1w 1m 6m 1y 3y

### Flop 5

Name	Price	+ - (%)	Trend
CELYAD ONC...	0.2505	-2.91	<span style="color: red;">▼</span>
OXURION N...	0.58	-2.52	<span style="color: red;">▼</span>
EXMAR	8.61	-2.16	<span style="color: red;">▼</span>
GREENYARD ...	6.24	-1.27	<span style="color: red;">▼</span>
VIOHALCO S...	5.52	-0.72	<span style="color: gray;">↔</span>

Intraday 1w 1m 6m 1y 3y

5y



Information about previous performance does not guarantee future performance.  
Source: FactSet

### Recent research

on market

Date	Headline	Download
2024/09/18	Credit Markets Weekly	<a href="#">Download</a>
2024/09/18	Credit Markets Weekly (DE)	<a href="#">Download</a>
2024/09/13	Week Ahead	<a href="#">Download</a>
2024/09/13	Wochenausblick	<a href="#">Download</a>
2024/09/12	ECB cuts further	<a href="#">Download</a>

**Futures and Options**

**Related Futures** -

**Related Options** -

## Details

2024/09/19 09:06:45

### Price

**14,313.63** EUR

 Difference  0.80% (113.92)

### General attributes

ISIN BE0389549941

Symbol -

Country Belgium

Security type Index

Instruments in index 119

### Market data

Open 14,200.81 EUR

High 14,329.41 EUR

Low 14,200.81 EUR

Close (prev. day) 14,199.71 EUR

Trading volume (m) -

Volume (pcs) -

### Performance and Risk

	6m	1y	3y
Perf (%)	+7.77%	+11.24%	+19.54%
Perf (abs.)	+1,023.47	+1,435.16	+2,321.01
Beta	-	-	-
Volatility	11.78	10.67	14.94



Information about previous performance does not guarantee future performance.

Source: FactSet



### Price data

Ø price 5 days   Ø volume 5 days (pcs.)	14,205.03 EUR (0)
Ø price 30 days   Ø volume 30 days (pcs.)	13,979.87 EUR (0)
Ø price 100 days   Ø volume 100 days (pcs.)	13,903.52 EUR (0)
Ø price 250 days   Ø volume 250 days (pcs.)	13,332.92 EUR (0)
YTD High   date	14,433.94 EUR (2024/05/20)
YTD Low   date	12,608.85 EUR (2024/01/17)
52 Weeks High   date	14,433.94 EUR (2024/05/20)
52 Weeks Low   date	11,975.88 EUR (2023/10/26)






















## Composition

Name ISIN	Price	Diff % Diff +/-	Performance	Date Time	Turnover Pc. Turnover Money
ABO GROUP ENVIRONM BE0974278104	5.65	0.89% 0.05		24/09/18 17:27:15	350 1,975.00
ACCENTIS S.A. BE0003696102	0.028	0.00% 0.00		24/09/19 09:06:03	240,000 6,720.00
ACKERMANS & VAN HAAREN N... BE0003764785	191.30	1.76% 3.30		24/09/19 09:06:28	7,772 1,473,021.00
AEDIFICA NV BE0003851681	63.90	0.79% 0.50		24/09/19 09:04:29	2,292 146,618.00
AGEAS SA/NV BE0974264930	47.64	0.51% 0.24		24/09/19 09:06:27	7,641 364,629.00
AGFA-GEVAERT NV BE0003755692	1.07	0.56% 0.01		24/09/19 09:00:08	3,682 3,940.00
ANHEUSER-BUSCH INBEV SA BE0974293251	57.56	0.42% 0.24		24/09/19 09:06:46	27,281 1,571,167.00
APERAM S.A. LU0569974404	24.52	1.24% 0.30		24/09/19 09:06:42	9,058 223,235.00
ARGENX SE NL0010832176	474.00	-0.36% -1.70		24/09/19 09:06:25	1,742 827,800.00
ASCENCIO S.C.A. BE0003856730	49.60	0.81% 0.40		24/09/19 09:03:28	1,796 89,040.00
ATENOR SA BE0003837540	5.26	0.19% 0.01		24/09/19 09:00:25	241 1,268.00
AVANTIUM NV NL0012047823	1.99	2.05% 0.04		24/09/19 09:06:08	10,212 20,183.00
AZELIS GROUP N.V. BE0974400328	19.43	1.25% 0.24		24/09/19 09:06:03	3,107 60,503.00
BANIMMO SA BE0003870871	3.26	1.88% 0.06		24/09/19 09:00:01	2 7.00
BANQUE NATIONALE DE BELGI... BE0003008019	424.00	0.24% 1.00		24/09/19 09:00:19	3 1,272.00
BARCO N.V. BE0974362940	12.06	0.84% 0.10		24/09/19 09:06:46	1,640 19,789.00
BEKAERT N.V. BE0974258874	36.82	1.32% 0.48		24/09/19 09:05:11	1,870 68,853.00
BELYSSE GROUP NV BE0974314461	0.875	-0.57% -0.01		24/09/19 09:00:12	1,100 963.00
BIOCARTIS GROUP NV BE0974281132	0.29	1.05% 0.00		23/09/22 17:35:06	112,228 32,629.00
BIOSENIC SA BE0974280126	0.008	-3.61% -0.00		24/09/18 17:35:13	3,022,156 24,372.00
BIOTALYS NV NPV BE0974386188	3.08	-0.65% -0.02		24/09/19 09:00:24	1,219 3,777.00
BPOST S.A. BE0974268972	2.59	0.00% 0.00		24/09/19 09:00:01	2,326 6,024.00
BREDERODE S.A. LU1068091351	117.00	0.34% 0.40		24/09/19 09:04:13	6,486 759,071.00

## BELGIUM ALL SHARE

CAMPINE N.V. BE0003825420	80.00	2.56% 2.00		24/09/18 16:30:05	575 44,892.00
CARE PROPERTY INVEST NV BE0974273055	15.10	1.34% 0.20		24/09/19 09:00:33	1,549 23,315.00
CELYAD ONCOLOGY SA BE0974260896	0.2505	-2.91% -0.01		24/09/19 09:03:16	203 52.00
CENERGY HLDGS SA NPV BE0974303357	9.95	1.53% 0.15		24/09/19 09:00:12	1 10.00
CIE D'ENTREPRISES CFE S.A... BE0003883031	6.70	0.45% 0.03		24/09/19 09:00:27	151 1,005.00
CIE IMMOBILIÈRE DE BELGIQ... BE0003599108	22.90	0.66% 0.15		24/09/19 09:02:30	574 13,181.00
COFINIMMO SA NPV BE0003593044	66.80	1.21% 0.80		24/09/19 09:01:15	3,458 230,333.00
COLRUYT GROUP N.V. BE0974256852	44.48	0.82% 0.36		24/09/19 09:03:01	1,481 65,826.00
COMPAGNIE DE SAINT-GOBAIN... FR0000125007	82.52	1.95% 1.58		24/09/19 09:06:55	50,937 4,185,294.00
COMPAGNIE DU BOIS SAUVAGE... BE0003592038	260.00	-1.14% -3.00		24/09/18 17:35:13	324 84,857.00
CRESCENT N.V. BE0003836534	0.013	1.56% 0.00		24/09/19 09:00:14	100,000 1,300.00
CUMULEX NV NPV 'B' BE0003463685	0.81	-40.00% -0.54		24/09/06 16:30:12	50 41.00
D'IETEREN GROUP SA/NV BE0974259880	196.30	0.20% 0.40		24/09/19 09:06:50	4,951 969,897.00
DECEUNINCK N.V. BE0003789063	2.555	0.20% 0.01		24/09/19 09:02:15	17,579 44,921.00
DEME GROUP NV BE0974413453	152.20	1.06% 1.60		24/09/19 09:03:12	288 43,719.00
ECONOCOM GROUP SA BE0974313455	2.015	0.25% 0.01		24/09/18 17:21:53	5,317 10,759.00
EKOPAK NV NPV BE0974380124	15.25	1.67% 0.25		24/09/19 09:00:21	1,200 18,300.00
ELIA GROUP SA BE0003822393	105.40	0.67% 0.70		24/09/19 09:06:38	956 100,337.00
ENGIE S.A. FR0010208488	15.93	0.03% 0.01		24/09/19 09:06:52	86,980 1,386,485.00
EUROCOMMERCIAL PROPERTIES... NL0015000K93	25.40	0.79% 0.20		24/09/19 09:00:15	515 13,081.00
EURONAV S.A. BE0003816338	14.54	0.62% 0.09		24/09/19 09:01:11	275 4,001.00
EURONEXT N.V. NL0006294274	100.40	0.70% 0.70		24/09/19 09:06:37	1,552 155,936.00
EVS BROADCAST EQUIPMENT S... BE0003820371	29.25	0.00% 0.00		24/09/19 09:00:25	160 4,680.00
EXMAR BE0003808251	8.61	-2.16% -0.19		24/09/19 09:04:26	620 5,338.00
FAGRON N.V. BE0003874915	19.00	1.06% 0.20		24/09/19 09:00:17	6,984 132,696.00
FINANCIÈRE DE TUBIZE S.A. BE0003823409	130.40	0.15% 0.20		24/09/19 09:04:59	2,241 292,496.00
FLORIDIENNE SA BE0003215143	635.00	-1.55% -10.00		24/09/18 16:30:22	176 111,785.00
FLUXYS BELGIUM S.A.	15.45	0.32%		24/09/18	6,094

## BELGIUM ALL SHARE

BE0974265945		0.05		17:35:12	93,218.00
FOUNTAIN S.A. BE0003752665	1.51	4.14% 0.06		24/09/17 16:52:50	13,800 20,683.00
GALAPAGOS N.V. BE0003818359	27.50	0.59% 0.16		24/09/19 09:06:19	1,840 50,488.00
GIMV BE0003699130	43.05	1.06% 0.45		24/09/19 09:05:41	1,581 67,986.00
GREENYARD FOODS S.A. BE0003765790	6.24	-1.27% -0.08		24/09/19 09:00:26	50 312.00
GROUPE BRUXELLES LAMBERT ... BE0003797140	69.25	0.65% 0.45		24/09/19 09:05:00	3,265 226,122.00
HOME INVEST BELGIUM S.A. BE0974409410	19.02	0.21% 0.04		24/09/19 09:00:03	990 18,830.00
HYBRID SOFTWARE GROUP PLC GB00BYN5BY03	3.86	3.76% 0.14		24/09/18 10:11:45	71 274.00
HYLORIS PHARMACEUTICALS S... BE0974363955	6.00	0.67% 0.04		24/09/19 09:00:20	3,767 22,602.00
IEP INVEST BE0003748622	5.35	0.00% 0.00		24/09/17 10:10:47	4 21.00
IMMO MOURY S.C.A. BE0003893139	33.00	0.00% 0.00		24/09/18 16:30:01	191 6,303.00
INCLUSIO SA/NV NPV BE0974374069	15.10	0.67% 0.10		24/09/19 09:00:09	96 1,450.00
ING GROEP N.V. NL0011821202	16.66	1.07% 0.18		24/09/19 09:06:52	316,829 5,288,454.00
ION BEAM APPLICATIONS S.A... BE0003766806	13.64	0.00% 0.00		24/09/19 09:00:26	1,362 18,578.00
JENSEN-GROUP N.V. BE0003858751	41.50	-0.24% -0.10		24/09/19 09:00:00	120 4,980.00
KBC ANCORA BE0003867844	48.40	0.52% 0.25		24/09/19 09:06:38	5,112 247,008.00
KBC GROEP BE0003565737	71.86	0.59% 0.42		24/09/19 09:06:38	59,276 4,250,475.00
KEYWARE TECHNOLOGIES S.A. BE0003880979	0.70	-0.71% -0.01		24/09/18 09:00:05	1,000 700.00
KINEPOLIS GROUP BE0974274061	39.30	1.68% 0.65		24/09/19 09:01:37	3,159 123,392.00
KONINKLIJKE AHOLD DELHAIZ... NL0011794037	31.01	0.42% 0.13		24/09/19 09:06:32	64,623 2,006,735.00
LOTUS BAKERIES NV BE0003604155	11,840.00	0.68% 80.00		24/09/19 09:03:17	17 201,880.00
MELEXIS N.V. BE0165385973	77.10	0.85% 0.65		24/09/19 09:00:05	1,109 85,504.00
MIKO NV BE0003731453	49.10	1.03% 0.50		24/09/18 14:16:48	141 6,923.00
MITHRA PHARMACEUTICALS S.... BE0974283153	0.216	-1.82% -0.00		24/04/26 17:35:26	82,336 18,061.00
MONTEA NV BE0003853703	76.60	0.00% 0.00		24/09/19 09:00:06	1,359 104,099.00
MOPOLI NLG50 NL0000488153	262.00	-2.24% -6.00		24/09/04 11:30:07	3 786.00
MOURY CONSTRUCT S.A. BE0003602134	550.00	-1.79% -10.00		24/09/18 16:58:42	87 48,540.00
NEXTENSA SA BE0003770840	43.90	0.00% 0.00		24/09/19 09:00:05	25 1,098.00

## BELGIUM ALL SHARE

NYRSTAR N.V. BE0974294267	0.0388	2.11% 0.00		24/09/18 17:35:25	19,473 766.00
NYXOAH SA NPV BE0974358906	7.56	0.27% 0.02		24/09/19 09:05:27	1,250 9,379.00
ONTEX GROUP N.V. BE0974276082	8.74	0.69% 0.06		24/09/19 09:06:17	4,992 43,639.00
ONWARD MEDICAL NV EUR0.12 NL0015000HT4	4.75	0.85% 0.04		24/09/19 09:01:44	1,595 7,614.00
ORANGE BELGIUM S.A. BE0003735496	14.74	4.54% 0.64		24/09/19 09:00:17	14,184 209,072.00
OXURION N.V. BE0974487192	0.58	-2.52% -0.02		24/09/19 09:06:24	10,784 6,262.00
PAYTON PLANAR MAGNETICS L... IL0010830391	7.80	0.00% 0.00		24/09/18 14:54:36	15,206 118,607.00
PROXIMUS SA BE0003810273	7.185	0.42% 0.03		24/09/19 09:04:33	16,851 121,003.00
QRF SICAFI CVA BE0974272040	11.55	0.43% 0.05		24/09/19 09:00:01	50 578.00
QUEST FOR GROWTH PRICAF BE0003730448	4.52	0.44% 0.02		24/09/19 09:00:01	1,028 4,647.00
RECTICEL NV BE0003656676	13.44	1.05% 0.14		24/09/19 09:00:14	1,644 22,095.00
RETAIL ESTATES S.A. BE0003720340	67.30	-0.15% -0.10		24/09/19 09:00:21	461 31,025.00
ROULARTA MEDIA GROUP N.V. BE0003741551	11.25	-2.17% -0.25		24/09/18 17:35:29	1,559 17,661.00
SCHEERDERS VAN KERCHOVE'S... BE0012378593	260.00	0.00% 0.00		24/08/30 11:30:47	28 7,280.00
SEQUANA MEDICAL NV BE0974340722	0.93	0.00% 0.00		24/09/19 09:05:12	1,500 1,395.00
SHURGARD SELF STORAGE LTD... GG00BQZCBZ44	42.00	1.57% 0.65		24/09/19 09:06:31	16,439 690,417.00
SIPEF S.A. BE0003898187	54.20	0.00% 0.00		24/09/19 09:00:39	264 14,309.00
SMARTPHOTO GROUP BE0974323553	24.60	0.82% 0.20		24/09/18 16:53:42	64 1,569.00
SOFINA S.A. BE0003717312	258.80	0.86% 2.20		24/09/19 09:06:43	939 243,334.00
SOLVAC SA BE0003545531	97.20	0.83% 0.80		24/09/19 09:00:24	1 97.00
SOLVAY SA BE0003470755	33.97	0.71% 0.24		24/09/19 09:06:00	16,811 573,989.00
SPADEL S.A. BE0003798155	189.00	-0.53% -1.00		24/09/18 11:30:12	20 3,780.00