

BELGIUM ALL SHARE

ISIN: **BE0389549941** WKN: -

Overview

2024/09/18 20:27:04

Price

14,199.71 EUR

Difference ▼ -0.35% (-49.66)

General attributes

ISIN	BE0389549941
Symbol	-
Country	Belgium
Instruments in index	119
Type of index	Price Index
Security type	Index

Market data

Open	14,249.42 EUR
High	14,267.79 EUR
Low	14,186.87 EUR
Close (prev. day)	14,249.37 EUR
Trading volume (m)	-
Volume (pcs)	-

Top 5

Name	Price	+ - (%)	Trend
CRESCENT N...	0.0128	+12.28	▲
CELYAD ONC...	0.258	+7.50	▲
CENERGY HL...	9.89	+5.04	▲
HYBRID SOF...	3.86	+3.76	▲
SOLVAY SA	33.73	+2.99	▲

Intraday 1w 1m 6m 1y 3y

Flop 5

Name	Price	+ - (%)	Trend
BIOSENIC S...	0.008	-3.61	▼
AZELIS GRO...	19.19	-2.98	▼
AVANTIUM N...	1.95	-2.74	▼
JENSEN-GRO...	41.60	-2.58	▼
BIOTALYS N...	3.10	-2.52	▼

Intraday 1w 1m 6m 1y 3y

5y



Information about previous performance does not guarantee future performance.
Source: FactSet

Recent research

on market

Date	Headline	Download
2024/09/18	Credit Markets Weekly	Download
2024/09/18	Credit Markets Weekly (DE)	Download
2024/09/13	Week Ahead	Download
2024/09/13	Wochenausblick	Download
2024/09/12	ECB cuts further	Download

Futures and Options

Related Futures -

Related Options -

Details

2024/09/18 20:27:04

Price

14,199.71 EURDifference  -0.35% (-49.66)

General attributes

ISIN BE0389549941

Symbol -

Country Belgium

Security type Index

Instruments in index 119

Market data

Open 14,249.42 EUR

High 14,267.79 EUR

Low 14,186.87 EUR

Close (prev. day) 14,249.37 EUR

Trading volume (m) -

Volume (pcs) -

Performance and Risk

	6m	1y	3y
Perf (%)	+7.77%	+11.24%	+19.54%
Perf (abs.)	+1,023.47	+1,435.16	+2,321.01
Beta	-	-	-
Volatility	11.78	10.67	14.94



Information about previous performance does not guarantee future performance.

Source: FactSet

Price data

Ø price 5 days Ø volume 5 days (pcs.)	14,205.03 EUR (0)
Ø price 30 days Ø volume 30 days (pcs.)	13,979.87 EUR (0)
Ø price 100 days Ø volume 100 days (pcs.)	13,903.52 EUR (0)
Ø price 250 days Ø volume 250 days (pcs.)	13,332.92 EUR (0)
YTD High date	14,433.94 EUR (2024/05/20)
YTD Low date	12,608.85 EUR (2024/01/17)
52 Weeks High date	14,433.94 EUR (2024/05/20)
52 Weeks Low date	11,975.88 EUR (2023/10/26)

Composition

Name ISIN	Price	Diff % Diff +/-	Performance	Date Time	Turnover Pc. Turnover Money
ABO GROUP ENVIRONM BE0974278104	5.65	0.89% 0.05		24/09/18 17:27:15	350 1,975.00
ACCENTIS S.A. BE0003696102	0.028	0.00% 0.00		24/09/18 13:33:59	5 0.14
ACKERMANS & VAN HAAREN N... BE0003764785	188.00	2.17% 4.00		24/09/18 17:35:20	44,478 8,385,566.00
AEDIFICA NV BE0003851681	63.40	-0.08% -0.05		24/09/18 17:35:04	41,513 2,629,110.00
AGEAS SA/NV BE0974264930	47.40	-0.42% -0.20		24/09/18 17:35:20	297,637 14,059,967.00
AGFA-GEVAERT NV BE0003755692	1.064	-0.56% -0.01		24/09/18 17:35:08	71,492 75,739.00
ANHEUSER-BUSCH INBEV SA BE0974293251	57.32	-1.17% -0.68		24/09/18 17:35:05	751,994 43,197,285.00
APERAM S.A. LU0569974404	24.22	-0.82% -0.20		24/09/18 17:35:23	152,298 3,708,298.00
ARGENX SE NL0010832176	475.70	-1.29% -6.20		24/09/18 17:35:03	42,974 20,366,642.00
ASCENCIO S.C.A. BE0003856730	49.20	0.41% 0.20		24/09/18 17:35:22	4,438 217,319.00
ATENOR SA BE0003837540	5.25	-1.13% -0.06		24/09/18 17:00:49	15,576 83,340.00
AVANTIUM NV NL0012047823	1.95	-2.74% -0.06		24/09/18 17:35:07	240,281 478,377.00
AZELIS GROUP N.V. BE0974400328	19.19	-2.98% -0.59		24/09/18 17:35:18	161,054 3,107,321.00
BANIMMO SA BE0003870871	3.20	-0.62% -0.02		24/09/18 12:28:06	1,501 4,815.00
BANQUE NATIONALE DE BELGI... BE0003008019	423.00	0.00% 0.00		24/09/18 17:17:50	65 27,664.00
BARCO N.V. BE0974362940	11.96	2.40% 0.28		24/09/18 17:36:40	91,174 1,090,915.00
BEKAERT N.V. BE0974258874	36.34	2.31% 0.82		24/09/18 17:35:08	41,163 1,490,189.00
BELYSSE GROUP NV BE0974314461	0.88	0.57% 0.01		24/09/18 17:00:16	420 370.00
BIOCARTIS GROUP NV BE0974281132	0.29	1.05% 0.00		23/09/22 17:35:06	112,228 32,629.00
BIOSENIC SA BE0974280126	0.008	-3.61% -0.00		24/09/18 17:35:13	3,022,156 24,372.00
BIOTALYS NV NPV BE0974386188	3.10	-2.52% -0.08		24/09/18 17:35:05	60,779 189,015.00
BPOST S.A. BE0974268972	2.59	-0.19% -0.01		24/09/18 17:35:19	95,800 248,771.00
BREDERODE S.A. LU1068091351	116.60	0.69% 0.80		24/09/18 17:35:12	9,141 1,058,499.00











BELGIUM ALL SHARE

CAMPINE N.V. BE0003825420	80.00	2.56% 2.00		24/09/18 16:30:05	575 44,892.00
CARE PROPERTY INVEST NV BE0974273055	14.90	-0.27% -0.04		24/09/18 17:35:17	45,954 690,058.00
CELYAD ONCOLOGY SA BE0974260896	0.258	7.50% 0.02		24/09/18 17:35:10	17,853 4,414.00
CENERGY HLDGS SA NPV BE0974303357	9.80	5.04% 0.47		24/09/18 17:22:29	7,638 73,933.00
CIE D'ENTREPRISES CFE S.A... BE0003883031	6.67	0.30% 0.02		24/09/18 17:35:23	725 4,829.00
CIE IMMOBILIÈRE DE BELGIQ... BE0003599108	22.75	-1.52% -0.35		24/09/18 17:35:15	8,740 200,356.00
COFINIMMO SA NPV BE0003593044	66.00	-0.08% -0.05		24/09/18 17:35:17	51,503 3,396,214.00
COLRUYT GROUP N.V. BE0974256852	44.12	1.01% 0.44		24/09/18 17:35:29	71,045 3,138,597.00
COMPAGNIE DE SAINT-GOBAIN... FR0000125007	80.94	0.20% 0.16		24/09/18 17:38:42	765,055 61,841,435.00
COMPAGNIE DU BOIS SAUVAGE... BE0003592038	260.00	-1.14% -3.00		24/09/18 17:35:13	324 84,857.00
CRESCENT N.V. BE0003836534	0.0128	12.28% 0.00		24/09/18 17:28:35	1,698,608 20,860.00
CUMULEX NV NPV 'B' BE0003463685	0.81	-40.00% -0.54		24/09/06 16:30:12	50 41.00
D'IETEREN GROUP SA/NV BE0974259880	195.90	0.05% 0.10		24/09/18 17:35:26	62,524 12,233,286.00
DECEUNINCK N.V. BE0003789063	2.55	1.59% 0.04		24/09/18 17:35:12	68,073 172,479.00
DEME GROUP NV BE0974413453	150.60	-0.26% -0.40		24/09/18 17:35:12	4,222 635,496.00
ECONOCOM GROUP SA BE0974313455	2.015	0.25% 0.01		24/09/18 17:21:53	5,317 10,759.00
EKOPAK NV NPV BE0974380124	15.00	-0.99% -0.15		24/09/18 15:46:16	6,665 100,297.00
ELIA GROUP SA BE0003822393	104.70	-0.76% -0.80		24/09/18 17:35:23	43,978 4,608,684.00
ENGIE S.A. FR0010208488	15.925	-0.62% -0.10		24/09/18 17:35:18	4,089,872 65,138,958.00
EUROCOMMERCIAL PROPERTIES... NL0015000K93	25.20	0.00% 0.00		24/09/18 17:35:04	52,039 1,310,076.00
EURONAV S.A. BE0003816338	14.45	0.91% 0.13		24/09/18 17:35:03	11,997 173,512.00
EURONEXT N.V. NL0006294274	99.70	-0.40% -0.40		24/09/18 17:35:10	122,983 12,260,773.00
EVS BROADCAST EQUIPMENT S... BE0003820371	29.25	0.52% 0.15		24/09/18 17:35:01	12,899 377,306.00
EXMAR BE0003808251	8.80	1.50% 0.13		24/09/18 17:35:05	18,169 154,634.00
FAGRON N.V. BE0003874915	18.80	-0.74% -0.14		24/09/18 17:35:23	39,700 747,496.00
FINANCIÈRE DE TUBIZE S.A. BE0003823409	130.20	-0.31% -0.40		24/09/18 17:35:22	29,343 3,809,105.00
FLORIDIENNE SA BE0003215143	635.00	-1.55% -10.00		24/09/18 16:30:22	176 111,785.00
FLUXYS BELGIUM S.A.	15.45	0.32%		24/09/18	6,094

BELGIUM ALL SHARE

BE0974265945		0.05		17:35:12	93,218.00
FOUNTAIN S.A. BE0003752665	1.51	4.14% 0.06		24/09/17 16:52:50	13,800 20,683.00
GALAPAGOS N.V. BE0003818359	27.34	-1.30% -0.36		24/09/18 17:35:17	54,970 1,504,600.00
GIMV BE0003699130	42.60	-0.47% -0.20		24/09/18 17:35:07	14,126 603,191.00
GREENYARD FOODS S.A. BE0003765790	6.32	-0.63% -0.04		24/09/18 17:35:00	4,505 28,364.00
GROUPE BRUXELLES LAMBERT ... BE0003797140	68.80	-0.29% -0.20		24/09/18 17:35:15	63,840 4,392,547.00
HOME INVEST BELGIUM S.A. BE0974409410	18.98	-0.21% -0.04		24/09/18 17:35:10	7,674 146,322.00
HYBRID SOFTWARE GROUP PLC GB00BYN5BY03	3.86	3.76% 0.14		24/09/18 10:11:45	71 274.00
HYLORIS PHARMACEUTICALS S... BE0974363955	5.96	-0.33% -0.02		24/09/18 17:35:18	11,378 65,946.00
IEP INVEST BE0003748622	5.35	0.00% 0.00		24/09/17 10:10:47	4 21.00
IMMO MOURY S.C.A. BE0003893139	33.00	0.00% 0.00		24/09/18 16:30:01	191 6,303.00
INCLUSIO SA/NV NPV BE0974374069	15.00	0.67% 0.10		24/09/18 17:35:13	8,489 127,196.00
ING GROEP N.V. NL0011821202	16.484	0.16% 0.03		24/09/18 17:39:14	5,034,111 83,022,711.00
ION BEAM APPLICATIONS S.A... BE0003766806	13.64	2.25% 0.30		24/09/18 17:35:21	23,310 314,592.00
JENSEN-GROUP N.V. BE0003858751	41.60	-2.58% -1.10		24/09/18 17:35:25	5,723 237,065.00
KBC ANCORA BE0003867844	48.15	0.84% 0.40		24/09/18 17:35:05	39,629 1,901,799.00
KBC GROEP BE0003565737	71.44	0.68% 0.48		24/09/18 17:36:29	511,770 36,457,418.00
KEYWARE TECHNOLOGIES S.A. BE0003880979	0.70	-0.71% -0.01		24/09/18 09:00:05	1,000 700.00
KINEPOLIS GROUP BE0974274061	38.65	-0.51% -0.20		24/09/18 17:37:20	12,029 465,436.00
KONINKLIJKE AHOLD DELHAIZ... NL0011794037	30.88	-0.83% -0.26		24/09/18 17:35:05	1,406,231 43,464,637.00
LOTUS BAKERIES NV BE0003604155	11,760.00	-2.33% -280.00		24/09/18 17:35:06	808 9,524,560.00
MELEXIS N.V. BE0165385973	76.45	-0.26% -0.20		24/09/18 17:35:02	19,015 1,452,230.00
MIKO NV BE0003731453	49.10	1.03% 0.50		24/09/18 14:16:48	141 6,923.00
MITHRA PHARMACEUTICALS S.... BE0974283153	0.216	-1.82% -0.00		24/04/26 17:35:26	82,336 18,061.00
MONTEA NV BE0003853703	76.60	-1.03% -0.80		24/09/18 17:35:14	13,149 1,009,087.00
MOPOLI NLG50 NL0000488153	262.00	-2.24% -6.00		24/09/04 11:30:07	3 786.00
MOURY CONSTRUCT S.A. BE0003602134	550.00	-1.79% -10.00		24/09/18 16:58:42	87 48,540.00
NEXTENSA SA BE0003770840	43.90	-1.35% -0.60		24/09/18 17:28:41	2,562 86,990.00

BELGIUM ALL SHARE

NYRSTAR N.V. BE0974294267	0.0388	2.11% 0.00		24/09/18 17:35:25	19,473 766.00
NYXOAH SA NPV BE0974358906	7.54	1.89% 0.14		24/09/18 17:19:23	3,771 28,097.00
ONTEX GROUP N.V. BE0974276082	8.68	-1.14% -0.10		24/09/18 17:36:13	43,691 380,157.00
ONWARD MEDICAL NV EUR0.12 NL0015000HT4	4.71	-1.46% -0.07		24/09/18 17:35:00	6,881 32,549.00
ORANGE BELGIUM S.A. BE0003735496	14.10	-1.26% -0.18		24/09/18 17:35:18	3,183 45,239.00
OXURION N.V. BE0974487192	0.595	2.41% 0.01		24/09/18 17:18:56	3,931 2,356.00
PAYTON PLANAR MAGNETICS L... IL0010830391	7.80	0.00% 0.00		24/09/18 14:54:36	15,206 118,607.00
PROXIMUS SA BE0003810273	7.155	1.20% 0.09		24/09/18 17:35:15	238,519 1,704,945.00
QRF SICAFI CVA BE0974272040	11.50	0.44% 0.05		24/09/18 17:06:02	2,676 31,126.00
QUEST FOR GROWTH PRICAF BE0003730448	4.50	0.90% 0.04		24/09/18 17:16:11	7,930 35,451.00
RECTICEL NV BE0003656676	13.30	1.68% 0.22		24/09/18 17:35:14	28,680 378,861.00
RETAIL ESTATES S.A. BE0003720340	67.40	-0.30% -0.20		24/09/18 17:35:03	6,532 440,326.00
ROULARTA MEDIA GROUP N.V. BE0003741551	11.25	-2.17% -0.25		24/09/18 17:35:29	1,559 17,661.00
SCHEERDERS VAN KERCHOVE'S... BE0012378593	260.00	0.00% 0.00		24/08/30 11:30:47	28 7,280.00
SEQUANA MEDICAL NV BE0974340722	0.93	1.09% 0.01		24/09/18 17:22:41	9,699 8,933.00
SHURGARD SELF STORAGE LTD... GG00BQZCBZ44	41.35	-1.66% -0.70		24/09/18 17:35:28	17,218 715,344.00
SIPEF S.A. BE0003898187	54.20	0.00% 0.00		24/09/18 17:35:19	441 23,788.00
SMARTPHOTO GROUP BE0974323553	24.60	0.82% 0.20		24/09/18 16:53:42	64 1,569.00
SOFINA S.A. BE0003717312	256.60	-0.23% -0.60		24/09/18 17:36:22	23,844 6,104,592.00
SOLVAC SA BE0003545531	96.40	-1.63% -1.60		24/09/18 17:28:13	3,853 374,046.00
SOLVAY SA BE0003470755	33.73	2.99% 0.98		24/09/18 17:35:18	208,825 6,969,726.00
SPADEL S.A. BE0003798155	189.00	-0.53% -1.00		24/09/18 11:30:12	20 3,780.00