

BEL ALL-SHARE INDEX (NET RETURN) (EUR)

ISIN: **BE0389549941** WKN: -

Übersicht

26.04.2024 18:05:02

Kurs

13.939,03 EUR

Differenz ▲ 1,28% (176,43)

Stammdaten

| | |
|---------------------------------------|--------------|
| ISIN | BE0389549941 |
| Symbol | - |
| Land | Belgien |
| Anzahl der enthaltenen Werte im Index | 120 |
| Index-Typ | Kursindex |
| Wertpapierkategorie | Index |

Top 5

| Name | Kurs | + - (%) | Trend |
|---------------|--------|---------|--------------------------------------|
| FOUNTAIN S... | 1,35 | +8,00 | ▲ |
| COMPAGNIE ... | 75,24 | +6,88 | ▲ |
| CELYAD ONC... | 0,335 | +6,35 | ▲ |
| XIOR STUDE... | 26,70 | +6,16 | ▲ |
| FLORIDIENN... | 695,00 | +4,51 | ▲ |

Intraday 1W 1M 6M 1J 3J

Flop 5

| Name | Kurs | + - (%) | Trend |
|---------------|--------|---------|------------------------------------|
| BIOSENIC S... | 0,0156 | -4,29 | ▼ |
| SPADEL S.A... | 155,00 | -3,13 | ▼ |
| TEXAF S.A. | 37,20 | -2,62 | ▼ |
| CAMPINE N.... | 75,00 | -2,60 | ▼ |
| NYRSTAR N.... | 0,072 | -1,91 | ▼ |

Intraday 1W 1M 6M 1J 3J



Nähere Infos zu den Ländern &



Die Wertentwicklung der Vergangenheit lässt keine verlässlichen Rückschlüsse auf die zukünftige Entwicklung eines Finanzinstruments zu.

Quelle: FactSet

Aktuellstes Research

| Märkte | | | |
|------------|--|---------------------------|-------------------|
| Datum | | Überschrift | Download |
| 26.04.2024 | | Week Ahead | ↓ |
| 26.04.2024 | | Wochenausblick | ↓ |
| 26.04.2024 | | Global Equity Ratings | ↓ |
| 26.04.2024 | | Aktienempfehlungen Global | ↓ |
| 24.04.2024 | | Credit Markets Weekly | ↓ |

Regionen

➤ **Märkte nach Region**

Details

26.04.2024 18:05:02

Kurs

13.939,03 EUR

Differenz ▲ 1,28% (176,43)

Stammdaten

ISIN BE0389549941

Symbol -

Land Belgien

Wertpapierkategorie Index

Anzahl der enthaltenen Werte im Index 120

Marktdaten

Eröffnung 13.755,31 EUR

Hoch 13.982,28 EUR

Tief 13.755,31 EUR

Schluss Vortag 13.762,60 EUR

Volumen (Mio.) -

Volumen (Stück) -

Performance und Risiko

| | 6M | 1J | 3J |
|-------------|-----------|-----------|-----------|
| Perf (%) | +15,54% | +8,75% | +21,08% |
| Perf (abs.) | +1.874,70 | +1.121,40 | +2.426,67 |
| Beta | - | - | - |
| Volatilität | 9,05 | 10,56 | 14,90 |



5J

Die Wertentwicklung der Vergangenheit lässt keine verlässlichen Rückschlüsse auf die zukünftige Entwicklung eines Finanzinstruments zu.

Quelle: FactSet

Kursdaten

| | |
|---|----------------------------|
| Ø Kurs 5 Tage Ø Volumen 5 Tage (Stk.) | 13.833,68 EUR (0) |
| Ø Kurs 30 Tage Ø Volumen 30 Tage (Stk.) | 13.604,24 EUR (0) |
| Ø Kurs 100 Tage Ø Volumen 100 Tage (Stk.) | 13.166,24 EUR (0) |
| Ø Kurs 250 Tage Ø Volumen 250 Tage | 12.731,09 EUR (0) |
| Hoch seit 1.1. Datum | 13.982,28 EUR (26.04.2024) |
| Tief seit 1.1. Datum | 12.608,85 EUR (17.01.2024) |
| 52 Wochen Hoch Datum | 13.982,28 EUR (26.04.2024) |
| 52 Wochen Tief Datum | 11.871,27 EUR (31.05.2023) |


























Enthaltene Werte

Seite 1 von 2





<< < > >>

| Name ISIN | Kurs | Diff % Diff /- | Performance | Datum Zeit | Gehandelte Stück Umsatz Geld |
|--|--------|-------------------|---|----------------------|---------------------------------|
| ABO GROUP ENVIRONMENT BE0974278104 | 5,45 | 0,00% 0,00 | | 26.04.24 14:42:35 | 600 3.270,00 |
| ACCENTIS S.A. BE0003696102 | 0,031 | 3,33% 0,00 |  | 26.04.24 15:22:29 | 388.497 11.964,00 |
| ACKERMANS & VAN HAAREN N.... BE0003764785 | 160,50 | 1,65% 2,60 |  | 26.04.24 17:35:20 | 18.281 2.926.667,00 |
| AEDIFICA NV BE0003851681 | 60,20 | 1,69% 1,00 |  | 26.04.24 17:35:18 | 54.521 3.281.550,00 |
| AGEAS SA/NV BE0974264930 | 43,42 | -0,09% -0,04 |  | 26.04.24 17:35:16 | 235.052 10.221.610,00 |
| AGFA-GEVAERT NV BE0003755692 | 1,164 | 0,52% 0,01 |  | 26.04.24 17:38:20 | 100.460 117.222,00 |
| ANHEUSER-BUSCH INBEV SA BE0974293251 | 56,12 | 0,11% 0,06 |  | 26.04.24 17:35:00 | 1.175.113 65.716.111,00 |
| APERAM S.A. LU0569974404 | 27,90 | 1,97% 0,54 |  | 26.04.24 17:35:17 | 156.199 4.352.590,00 |
| ARGENX SE NL0010832176 | 349,30 | 0,90% 3,10 |  | 26.04.24 17:35:00 | 36.901 12.859.113,00 |
| ASCENCIO S.C.A. BE0003856730 | 48,55 | 1,25% 0,60 |  | 26.04.24 17:35:49 | 4.566 220.683,00 |
| ATENOR SA BE0003837540 | 6,06 | 2,19% 0,13 |  | 26.04.24 17:35:29 | 10.709 64.605,00 |
| AVANTIUM NV NL0012047823 | 2,50 | 0,20% 0,01 |  | 26.04.24 17:35:21 | 213.911 537.986,00 |
| AZELIS GROUP N.V. BE0974400328 | 22,72 | -0,09% -0,02 |  | 26.04.24 17:35:29 | 232.091 5.256.397,00 |
| BANIMMO SA BE0003870871 | 3,72 | -1,59% -0,06 |  | 26.04.24 17:35:20 | 2.911 10.861,00 |
| BANQUE NATIONALE DE BELGI... BE0003008019 | 457,00 | -1,30% -6,00 |  | 26.04.24 16:08:59 | 39 17.900,00 |
| BARCO N.V. BE0974362940 | 13,10 | -0,15% -0,02 |  | 26.04.24 17:35:07 | 146.754 1.921.641,00 |
| BEKAERT N.V. BE0974258874 | 46,82 | 1,56% 0,72 |  | 26.04.24 17:35:14 | 21.100 985.635,00 |
| BELYSSE GROUP NV BE0974314461 | 0,85 | 0,00% 0,00 | | 26.04.24 10:52:31 | 100 85,00 |
| BIOCARTIS GROUP NV BE0974281132 | 0,29 | 1,05% 0,00 |  | 22.09.23 17:35:06 | 112.228 32.629,00 |
| BIOSENIC SA BE0974280126 | 0,0156 | -4,29% -0,00 |  | 26.04.24 17:35:25 | 880.789 13.926,00 |
| BIOTALYS NV ACTIONS AU PO... BE0974386188 | 3,00 | -1,64% -0,05 |  | 26.04.24 17:10:25 | 17.511 52.778,00 |
| BPOST S.A. BE0974268972 | 3,725 | 3,47% 0,13 |  | 26.04.24 17:35:03 | 283.397 1.051.307,00 |
| BREDERODE S.A. LU1068091351 | 112,20 | 1,63% 1,80 |  | 26.04.24 17:35:19 | 6.155 687.475,00 |

BEL ALL-SHARE INDEX (NET RETURN) (EUR)

| | | | | | |
|--|--------|-----------------|--|----------------------|-----------------------------|
| CAMPINE N.V. BE0003825420 | 75,00 | -2,60% -2,00 |  | 26.04.24 16:55:08 | 221 16.751,00 |
| CARE PROPERTY INVEST NV BE0974273055 | 13,22 | 0,76% 0,10 |  | 26.04.24 17:35:22 | 19.709 260.279,00 |
| CELYAD ONCOLOGY SA BE0974260896 | 0,335 | 6,35% 0,02 |  | 26.04.24 17:35:16 | 17.101 5.541,00 |
| CENERGY HOLDINGS S.A. ACT... BE0974303357 | 7,52 | -0,53% -0,04 |  | 26.04.24 15:32:05 | 6.121 46.482,00 |
| CIE D'ENTREPRISES CFE S.A... BE0003883031 | 7,67 | -0,78% -0,06 |  | 26.04.24 17:35:21 | 3.117 24.030,00 |
| CIE IMMOBILIÈRE DE BELGIQ... BE0003599108 | 26,90 | 3,46% 0,90 |  | 26.04.24 17:35:08 | 2.539 67.882,00 |
| COFINIMMO S.A. ACTIONS PO... BE0003593044 | 62,00 | 0,81% 0,50 |  | 26.04.24 17:35:14 | 83.846 4.692.402,00 |
| COMPAGNIE DE SAINT-GOBAIN... FR0000125007 | 75,24 | 6,88% 4,84 |  | 26.04.24 17:35:20 | 1.714.163 127.773.288,00 |
| COMPAGNIE DU BOIS SAUVAGE... BE0003592038 | 256,00 | 1,99% 5,00 |  | 26.04.24 17:35:13 | 677 172.365,00 |
| CRESCENT N.V. BE0003836534 | 0,013 | 1,56% 0,00 |  | 26.04.24 16:48:17 | 134.506 1.714,00 |
| CUMULEX NV NPV 'B' BE0003463685 | 1,15 | 0,00% 0,00 | | 25.04.24 11:30:13 | 51 59,00 |
| D'ITEREN GROUP SA/NV BE0974259880 | 203,40 | 0,30% 0,60 |  | 26.04.24 17:35:14 | 20.133 4.096.498,00 |
| DECEUNINCK N.V. BE0003789063 | 2,535 | 0,20% 0,01 |  | 26.04.24 17:35:29 | 165.209 419.316,00 |
| DEME GROUP NV BE0974413453 | 149,60 | 2,19% 3,20 |  | 26.04.24 17:35:10 | 5.972 890.500,00 |
| ECONOCOM GROUP SA BE0974313455 | 2,185 | 0,46% 0,01 |  | 26.04.24 17:35:20 | 37.874 82.370,00 |
| EKOPAK N.V. ACT. NOM. O.N... BE0974380124 | 18,00 | 0,28% 0,05 |  | 26.04.24 17:35:20 | 2.518 45.242,00 |
| ELIA GROUP SA BE0003822393 | 90,65 | 0,83% 0,75 |  | 26.04.24 17:35:14 | 42.499 3.854.282,00 |
| ENGIE S.A. FR0010208488 | 16,10 | 0,12% 0,02 |  | 26.04.24 17:39:37 | 6.124.533 98.655.360,00 |
| EUROCOMMERCIAL PROPERTIES... NL0015000K93 | 21,15 | 1,93% 0,40 |  | 26.04.24 17:35:20 | 47.238 996.300,00 |
| EURONAV S.A. BE0003816338 | 15,87 | 2,26% 0,35 |  | 26.04.24 17:35:02 | 58.088 911.920,00 |
| EURONEXT N.V. NL0006294274 | 84,40 | 0,84% 0,70 |  | 26.04.24 17:36:40 | 149.538 12.612.587,00 |
| EVS BROADCAST EQUIPMENT S... BE0003820371 | 33,25 | -0,15% -0,05 |  | 26.04.24 17:35:11 | 8.326 276.138,00 |
| EXMAR BE0003808251 | 7,70 | 1,32% 0,10 |  | 26.04.24 17:35:28 | 4.739 36.293,00 |
| FAGRON N.V. BE0003874915 | 17,76 | 0,68% 0,12 |  | 26.04.24 17:38:33 | 24.582 436.590,00 |
| FINANCIÈRE DE TUBIZE S.A. BE0003823409 | 94,60 | 1,83% 1,70 |  | 26.04.24 17:35:10 | 49.622 4.623.058,00 |
| FLORIDIENNE SA BE0003215143 | 695,00 | 4,51% 30,00 |  | 26.04.24 11:30:01 | 14 9.730,00 |
| FLUXYS BELGIUM S.A. BE0974265945 | 20,80 | 1,96% 0,40 |  | 26.04.24 17:35:14 | 6.291 128.424,00 |
| FOUNTAIN S.A. | 1,35 | 8,00% |  | 26.04.24 | 114 |

BEL ALL-SHARE INDEX (NET RETURN) (EUR)

| | | | | | |
|--|----------|-----------------|--|----------------------|-----------------------------|
| BE0003752665 | | 0,10 | | 16:30:19 | 154,00 |
| GALAPAGOS N.V. BE0003818359 | 26,68 | 0,45% 0,12 |  | 26.04.24 17:35:24 | 70.182 1.865.579,00 |
| GIMV BE0003699130 | 44,60 | 1,25% 0,55 |  | 26.04.24 17:35:00 | 10.050 446.908,00 |
| GREENYARD FOODS S.A. BE0003765790 | 5,26 | 1,15% 0,06 |  | 26.04.24 17:35:00 | 19.975 103.884,00 |
| GROUPE BRUXELLES LAMBERT ... BE0003797140 | 70,00 | 1,45% 1,00 |  | 26.04.24 17:35:40 | 92.622 6.482.585,00 |
| HOME INVEST BELGIUM S.A. BE0974409410 | 16,28 | 0,00% 0,00 | | 26.04.24 17:35:10 | 5.713 93.016,00 |
| HYBRID SOFTWARE GROUP PLC GB00BYN5BY03 | 3,62 | -0,55% -0,02 |  | 24.04.24 15:58:04 | 900 3.194,00 |
| HYLORIS PHARMACEUTICALS S... BE0974363955 | 11,70 | -1,27% -0,15 |  | 26.04.24 17:37:36 | 5.657 66.539,00 |
| IEP INVEST BE0003748622 | 5,70 | 0,00% 0,00 | | 26.04.24 17:35:02 | 1.905 10.935,00 |
| IMMO MOURY S.C.A. BE0003893139 | 28,40 | 0,71% 0,20 |  | 26.04.24 16:30:16 | 15 426,00 |
| INCLUSIO S.A. ACTIONS NOM... BE0974374069 | 13,35 | 1,14% 0,15 |  | 26.04.24 17:35:28 | 3.947 51.878,00 |
| ING GROEP N.V. NL0011821202 | 14,91 | 1,47% 0,22 |  | 26.04.24 17:35:23 | 8.028.532 119.261.193,00 |
| INTERVEST OFFICES & WAREH... BE0003746600 | 20,85 | 0,00% 0,00 | | 25.04.24 17:35:06 | 2.234 46.598,00 |
| ION BEAM APPLICATIONS S.A... BE0003766806 | 12,86 | -0,77% -0,10 |  | 26.04.24 17:35:18 | 19.328 249.035,00 |
| JENSEN-GROUP N.V. BE0003858751 | 36,50 | 0,83% 0,30 |  | 26.04.24 09:17:13 | 200 7.300,00 |
| KBC ANCORA BE0003867844 | 44,80 | 0,34% 0,15 |  | 26.04.24 17:36:18 | 42.143 1.905.648,00 |
| KBC GROEP BE0003565737 | 68,92 | -0,83% -0,58 |  | 26.04.24 17:35:18 | 537.102 37.143.892,00 |
| KEYWARE TECHNOLOGIES S.A. BE0003880979 | 0,85 | 0,00% 0,00 | | 26.04.24 11:56:23 | 1.300 1.105,00 |
| KINEPOLIS GROUP BE0974274061 | 40,00 | -0,12% -0,05 |  | 26.04.24 17:35:17 | 24.472 979.101,00 |
| KONINKLIJKE AHOLD DELHAIZ... NL0011794037 | 28,00 | 0,43% 0,12 |  | 26.04.24 17:39:26 | 1.842.350 51.542.935,00 |
| LOTUS BAKERIES NV BE0003604155 | 9.420,00 | 0,32% 30,00 |  | 26.04.24 17:35:25 | 293 2.758.260,00 |
| MELEXIS N.V. BE0165385973 | 80,95 | -0,80% -0,65 |  | 26.04.24 17:36:05 | 35.774 2.900.594,00 |
| MIKO NV BE0003731453 | 57,80 | 4,33% 2,40 |  | 26.04.24 16:30:07 | 249 14.351,00 |
| MITHRA PHARMACEUTICALS S.... BE0974283153 | 0,216 | -1,82% -0,00 |  | 26.04.24 17:35:26 | 82.336 18.061,00 |
| MONTEA NV BE0003853703 | 79,90 | 1,40% 1,10 |  | 26.04.24 17:35:07 | 15.236 1.214.102,00 |
| MOPOLI N.V. AANDELEN AAN ... NL0000488153 | 290,00 | 7,41% 20,00 |  | 17.04.24 16:30:06 | 4 1.160,00 |
| MOURY CONSTRUCT S.A. BE0003602134 | 540,00 | 0,93% 5,00 |  | 26.04.24 16:30:10 | 142 76.680,00 |
| NEXTENSA SA BE0003770840 | 46,55 | -0,43% -0,20 |  | 26.04.24 17:35:01 | 1.874 87.631,00 |

BEL ALL-SHARE INDEX (NET RETURN) (EUR)

| | | | | | |
|--|--------|-----------------|---|----------------------|--------------------------|
| NYRSTAR N.V. BE0974294267 | 0,072 | -1,91% -0,00 | | 26.04.24 17:35:08 | 12.490 884,00 |
| NYXOAH S.A. ACTIONS NOM. ... BE0974358906 | 9,60 | 2,78% 0,26 | █ | 26.04.24 17:37:01 | 17.475 166.224,00 |
| ONTEX GROUP N.V. BE0974276082 | 9,46 | 3,16% 0,29 | █ | 26.04.24 17:35:29 | 190.971 1.780.122,00 |
| ONWARD MEDICAL B.V. AANDE... NL0015000HT4 | 4,69 | 1,08% 0,05 | █ | 26.04.24 17:35:21 | 57.088 263.429,00 |
| ORANGE BELGIUM S.A. BE0003735496 | 14,46 | 1,83% 0,26 | █ | 26.04.24 17:35:26 | 6.412 91.391,00 |
| OXURION N.V. BE0003846632 | 0,0001 | 0,00% 0,00 | | 26.04.24 15:54:35 | 12.307.000 1.301,00 |
| PAYTON PLANAR MAGNETICS L... IL0010830391 | 7,90 | 0,00% 0,00 | | 26.04.24 16:52:06 | 70 553,00 |
| PROXIMUS SA BE0003810273 | 7,03 | 3,38% 0,23 | █ | 26.04.24 17:35:26 | 568.670 4.015.002,00 |
| QRF SICAFI CVA BE0974272040 | 10,20 | 0,49% 0,05 | █ | 26.04.24 16:54:15 | 6.763 69.684,00 |
| QUEST FOR GROWTH PRICAF BE0003730448 | 4,57 | -0,22% -0,01 | | 26.04.24 17:35:24 | 3.176 14.557,00 |
| RECTICEL NV BE0003656676 | 12,12 | 1,17% 0,14 | █ | 26.04.24 17:35:22 | 44.945 437.811,00 |
| RETAIL ESTATES S.A. BE0003720340 | 65,30 | 0,77% 0,50 | █ | 26.04.24 17:37:37 | 10.667 698.029,00 |
| ROULARTA MEDIA GROUP N.V. BE0003741551 | 10,60 | 1,92% 0,20 | █ | 26.04.24 17:19:18 | 2.394 25.316,00 |
| SCHEERDERS VAN KERCHOVE'S... BE0012378593 | 400,00 | 2,56% 10,00 | █ | 19.04.24 11:30:26 | 10 4.000,00 |
| SEQUANA MEDICAL NV BE0974340722 | 1,39 | -0,71% -0,01 | | 26.04.24 16:57:13 | 45.796 63.287,00 |
| SHURGARD SELF STORAGE LTD... GG00BQZCBZ44 | 37,70 | 1,48% 0,55 | █ | 26.04.24 17:35:55 | 50.944 1.915.996,00 |
| SIPEF S.A. BE0003898187 | 56,60 | 0,00% 0,00 | | 26.04.24 17:35:23 | 2.735 155.002,00 |
| SMARTPHOTO GROUP BE0974323553 | 27,10 | 0,37% 0,10 | █ | 26.04.24 11:38:51 | 209 5.775,00 |
| SOFINA S.A. BE0003717312 | 219,40 | 1,95% 4,20 | █ | 26.04.24 17:35:01 | 16.743 3.670.875,00 |
| SOLVAC SA BE0003545531 | 104,00 | 0,97% 1,00 | █ | 26.04.24 17:35:24 | 2.788 286.659,00 |
| SOLVAY SA BE0003470755 | 30,18 | 1,45% 0,43 | █ | 26.04.24 17:35:04 | 331.898 10.039.307,00 |
| SPADEL S.A. BE0003798155 | 155,00 | -3,13% -5,00 | | 26.04.24 16:30:19 | 78 12.290,00 |