

BELGIUM ALL SHARE

ISIN: **BE0389549941** WKN: -

Overview

2024/05/06 18:05:02

Price

13,945.30 EUR

Difference ▲ 0.56% (77.35)

General attributes

ISIN	BE0389549941
Symbol	-
Country	Belgium
Instruments in index	119
Type of index	Price Index
Security type	Index

Market data

Open	13,868.17 EUR
High	14,017.05 EUR
Low	13,868.17 EUR
Close (prev. day)	13,867.95 EUR
Trading volume (m)	-
Volume (pcs)	-



Information about previous performance does not guarantee future performance.
Source: FactSet

Top 5

Name	Price	+ - (%)	Trend
CENERGY HL...	8.00	+10.69	▲
BIOSENIC S...	0.0148	+8.03	▲
UNIFIEDPOS...	4.17	+6.65	▲
MIKO NV	62.00	+5.08	▲
UMICORE S...	22.08	+4.05	▲

Intraday 1w 1m 6m 1y 3y

Flop 5

Name	Price	+ - (%)	Trend
NYXOAH SA ...	8.92	-5.11	▼
BANIMMO SA	3.42	-5.00	▼
BELYSSE GR...	0.80	-4.19	▼
CAMPINE N....	71.00	-4.05	▼
SMARTPHOTO...	26.60	-3.97	▼

Intraday 1w 1m 6m 1y 3y

Recent research

Date	Headline	Download
2024/05/06	Anzeichen für eine wirtschaftliche Wende?	
2024/05/03	Week Ahead	
2024/05/03	Wochenausblick	
2024/05/02	FX markets reflect uncertain interest rate outlook	
2024/05/02	FX-Märkte spiegeln unsicheres Zinsumfeld wider	

Futures and Options

Related Futures -

Related Options -

Details

2024/05/06 18:05:02

Price

13,945.30 EURDifference  0.56% (77.35)

General attributes

ISIN BE0389549941

Symbol -

Country Belgium

Security type Index

Instruments in index 119

Market data

Open 13,868.17 EUR

High 14,017.05 EUR

Low 13,868.17 EUR

Close (prev. day) 13,867.95 EUR

Trading volume (m) -

Volume (pcs) -

Performance and Risk

	6m	1y	3y
Perf (%)	+11.51%	+10.25%	+18.55%
Perf (abs.)	+1,438.99	+1,296.29	+2,181.86
Beta	-	-	-
Volatility	8.77	10.31	14.88



Information about previous performance does not guarantee future performance.

Source: FactSet

Price data

Ø price 5 days Ø volume 5 days (pcs.)	13,912.78 EUR (0)
Ø price 30 days Ø volume 30 days (pcs.)	13,719.44 EUR (0)
Ø price 100 days Ø volume 100 days (pcs.)	13,213.13 EUR (0)
Ø price 250 days Ø volume 250 days (pcs.)	12,758.30 EUR (0)
YTD High date	14,039.46 EUR (2024/04/30)
YTD Low date	12,608.85 EUR (2024/01/17)
52 Weeks High date	14,039.46 EUR (2024/04/30)
52 Weeks Low date	11,871.27 EUR (2023/05/31)




















Composition

Name ISIN	Price	Diff % Diff +/-	Performance	Date Time	Turnover Pc. Turnover Money
ABO GROUP ENVIRONM BE0974278104	5.50	0.00% 0.00		24/05/06 09:00:14	308 1,694.00
ACCENTIS S.A. BE0003696102	0.0295	0.00% 0.00		24/05/06 15:36:31	8,530 253.00
ACKERMANS & VAN HAAREN N... BE0003764785	164.20	0.61% 1.00		24/05/06 17:35:21	17,084 2,802,933.00
AEDIFICA NV BE0003851681	62.80	0.16% 0.10		24/05/06 17:35:23	59,933 3,766,768.00
AGEAS SA/NV BE0974264930	43.78	1.72% 0.74		24/05/06 17:35:15	165,893 7,246,600.00
AGFA-GEVAERT NV BE0003755692	1.28	3.39% 0.04		24/05/06 17:35:05	408,552 516,761.00
ANHEUSER-BUSCH INBEV SA BE0974293251	55.48	-0.07% -0.04		24/05/06 17:36:04	1,059,100 58,893,400.00
APERAM S.A. LU0569974404	26.28	1.15% 0.30		24/05/06 17:35:09	284,231 7,499,514.00
ARGENX SE NL0010832176	363.40	1.34% 4.80		24/05/06 17:36:28	28,686 10,397,237.00
ASCENCIO S.C.A. BE0003856730	48.60	-0.21% -0.10		24/05/06 17:35:07	8,813 428,249.00
ATENOR SA BE0003837540	5.87	-0.51% -0.03		24/05/06 17:35:09	18,888 110,155.00
AVANTIUM NV NL0012047823	2.665	3.70% 0.10		24/05/06 17:35:07	376,309 981,892.00
AZELIS GROUP N.V. BE0974400328	22.20	0.73% 0.16		24/05/06 17:35:21	59,538 1,320,848.00
BANIMMO SA BE0003870871	3.42	-5.00% -0.18		24/05/06 14:56:45	8,805 30,913.00
BANQUE NATIONALE DE BELGI... BE0003008019	445.00	0.00% 0.00		24/05/06 17:35:05	31 13,807.00
BARCO N.V. BE0974362940	13.28	2.00% 0.26		24/05/06 17:35:29	118,308 1,566,803.00
BEKAERT N.V. BE0974258874	47.04	-1.05% -0.50		24/05/06 17:35:03	21,981 1,039,605.00
BELYSSE GROUP NV BE0974314461	0.80	-4.19% -0.04		24/05/06 14:47:53	1,569 1,255.00
BIOCARTIS GROUP NV BE0974281132	0.29	1.05% 0.00		23/09/22 17:35:06	112,228 32,629.00
BIOSENIC SA BE0974280126	0.0148	8.03% 0.00		24/05/06 17:03:08	890,152 12,557.00
BIOTALYS NV NPV BE0974386188	3.10	0.00% 0.00		24/05/06 17:35:17	5,981 18,462.00
BPOST S.A. BE0974268972	3.375	-2.60% -0.09		24/05/06 17:35:22	243,783 835,487.00
BREDERODE S.A. LU1068091351	114.80	0.88% 1.00		24/05/06 17:35:16	6,357 731,194.00

BELGIUM ALL SHARE

CAMPINE N.V. BE0003825420	71.00	-4.05% -3.00		24/05/06 11:30:14	100 7,100.00
CARE PROPERTY INVEST NV BE0974273055	14.00	-0.71% -0.10		24/05/06 17:35:28	23,290 326,900.00
CELYAD ONCOLOGY SA BE0974260896	0.3075	-0.16% -0.00		24/05/06 17:35:21	7,074 2,213.00
CENERGY HLDGS SA NPV BE0974303357	8.80	10.69% 0.85	█	24/05/06 17:20:58	6,400 54,175.00
CIE D'ENTREPRISES CFE S.A... BE0003883031	7.65	0.00% 0.00		24/05/06 17:35:29	1,694 12,960.00
CIE IMMOBILIÈRE DE BELGIQ... BE0003599108	29.45	0.86% 0.25	█	24/05/06 17:35:23	5,904 172,341.00
COFINIMMO SA NPV BE0003593044	65.40	0.62% 0.40	█	24/05/06 17:35:18	76,592 5,004,991.00
COLRUYT GROUP N.V. BE0974256852	42.38	-2.22% -0.96		24/05/06 17:35:08	114,957 4,815,511.00
COMPAGNIE DE SAINT-GOBAIN... FR0000125007	77.76	0.08% 0.06		24/05/06 17:37:50	605,204 47,185,973.00
COMPAGNIE DU BOIS SAUVAGE... BE0003592038	263.00	-0.38% -1.00		24/05/06 17:35:20	876 230,862.00
CRESCENT N.V. BE0003836534	0.013	1.56% 0.00	█	24/05/06 17:25:25	1,110,735 13,941.00
CUMULEX NV NPV 'B' BE0003463685	1.15	0.00% 0.00		24/04/25 11:30:13	51 59.00
D'IETEREN GROUP SA/NV BE0974259880	212.00	2.02% 4.20	█	24/05/06 17:35:23	32,007 6,777,517.00
DECEUNINCK N.V. BE0003789063	2.50	3.31% 0.08	█	24/05/06 17:35:15	129,530 318,739.00
DEME GROUP NV BE0974413453	150.00	0.94% 1.40	█	24/05/06 17:35:11	4,131 618,663.00
ECONOCOM GROUP SA BE0974313455	2.255	2.73% 0.06	█	24/05/06 13:25:28	- -
EKOPAK NV NPV BE0974380124	17.90	1.13% 0.20	█	24/05/06 17:35:25	889 15,984.00
ELIA GROUP SA BE0003822393	94.55	0.00% 0.00		24/05/06 17:35:16	39,783 3,769,422.00
ENGIE S.A. FR0010208488	15.28	0.59% 0.09	█	24/05/06 17:39:21	4,344,108 66,397,056.00
EUROCOMMERCIAL PROPERTIES... NL0015000K93	21.85	0.23% 0.05		24/05/06 17:35:09	51,667 1,128,895.00
EURONAV S.A. BE0003816338	15.75	0.19% 0.03		24/05/06 17:39:22	35,667 562,551.00
EURONEXT N.V. NL0006294274	85.55	0.06% 0.05		24/05/06 17:35:28	74,054 6,319,747.00
EVS BROADCAST EQUIPMENT S... BE0003820371	33.65	0.45% 0.15	█	24/05/06 17:35:06	9,655 326,523.00
EXMAR BE0003808251	7.60	0.00% 0.00		24/05/06 17:35:12	7,133 54,431.00
FAGRON N.V. BE0003874915	18.14	-0.55% -0.10		24/05/06 17:35:08	31,603 574,379.00
FINANCIÈRE DE TUBIZE S.A. BE0003823409	94.20	-1.26% -1.20		24/05/06 17:35:06	11,646 1,109,630.00
FLORIDIENNE SA BE0003215143	700.00	0.72% 5.00	█	24/05/06 13:13:33	31 21,700.00
FLUXYS BELGIUM S.A.	20.20	-0.98%		24/05/06	4,141

BELGIUM ALL SHARE

BE0974265945			-0.20		17:35:24	83,749.00
FOUNTAIN S.A. BE0003752665	1.25	2.46%	0.03		24/05/06 16:30:28	6,700 8,015.00
GALAPAGOS N.V. BE0003818359	26.94	-0.15%	-0.04		24/05/06 17:35:06	43,289 1,171,017.00
GIMV BE0003699130	45.25	0.89%	0.40		24/05/06 17:35:10	16,172 728,784.00
GREENYARD FOODS S.A. BE0003765790	5.38	1.51%	0.08		24/05/06 17:35:54	19,922 105,680.00
GROUPE BRUXELLES LAMBERT ... BE0003797140	70.95	-0.42%	-0.30		24/05/06 17:37:53	85,230 6,057,146.00
HOME INVEST BELGIUM S.A. BE0974409410	17.72	2.19%	0.38		24/05/06 17:35:12	19,032 334,345.00
HYBRID SOFTWARE GROUP PLC GB00BYN5BY03	4.00	0.00%	0.00		24/05/06 12:30:19	86 344.00
HYLORIS PHARMACEUTICALS S... BE0974363955	11.70	-1.27%	-0.15		24/04/26 17:37:36	5,657 66,539.00
IEP INVEST BE0003748622	5.60	-0.88%	-0.05		24/05/06 15:36:31	185 1,041.00
IMMO MOURY S.C.A. BE0003893139	30.60	2.00%	0.60		24/05/06 16:49:22	413 12,457.00
INCLUSIO SA/NV NPV BE0974374069	13.55	0.37%	0.05		24/05/06 11:44:34	451 6,107.00
ING GROEP N.V. NL0011821202	16.014	0.73%	0.12		24/05/06 17:38:15	10,154,422 162,220,076.00
ION BEAM APPLICATIONS S.A... BE0003766806	13.68	-0.44%	-0.06		24/05/06 17:35:27	15,972 218,675.00
JENSEN-GROUP N.V. BE0003858751	36.50	0.55%	0.20		24/05/06 16:56:01	517 19,004.00
KBC ANCORA BE0003867844	45.45	0.00%	0.00		24/05/06 17:35:04	20,806 949,945.00
KBC GROEP BE0003565737	70.14	0.20%	0.14		24/05/06 17:35:07	358,492 25,149,171.00
KEYWARE TECHNOLOGIES S.A. BE0003880979	0.83	0.00%	0.00		24/05/06 11:00:30	22 18.00
KINEPOLIS GROUP BE0974274061	39.70	-0.63%	-0.25		24/05/06 17:35:26	20,287 808,441.00
KONINKLIJKE AHOLD DELHAIZ... NL0011794037	28.08	-0.07%	-0.02		24/05/06 17:35:07	1,379,002 38,771,773.00
LOTUS BAKERIES NV BE0003604155	9,360.00	0.11%	10.00		24/05/06 17:35:06	219 2,050,510.00
MELEXIS N.V. BE0165385973	78.50	1.29%	1.00		24/05/06 17:35:13	20,572 1,615,208.00
MIKO NV BE0003731453	62.00	5.08%	3.00		24/05/06 16:58:53	596 36,952.00
MITHRA PHARMACEUTICALS S.... BE0974283153	0.216	-1.82%	-0.00		24/04/26 17:35:26	82,336 18,061.00
MONTEA NV BE0003853703	83.50	0.24%	0.20		24/05/06 17:35:05	20,603 1,719,965.00
MOPOLI NLG50 NL0000488153	290.00	7.41%	20.00		24/04/17 16:30:06	4 1,160.00
MOURY CONSTRUCT S.A. BE0003602134	550.00	2.80%	15.00		24/05/06 16:30:02	174 92,920.00
NEXTENSA SA BE0003770840	47.65	0.53%	0.25		24/05/06 17:35:14	1,847 88,468.00

BELGIUM ALL SHARE

NYRSTAR N.V. BE0974294267	0.0712	2.01% 0.00		24/05/06 16:13:48	25,514 1,876.00
NYXOAH SA NPV BE0974358906	8.92	-5.11% -0.48		24/05/06 17:35:24	18,951 174,272.00
ONTEX GROUP N.V. BE0974276082	8.98	-1.32% -0.12		24/05/06 17:36:43	210,703 1,907,024.00
ONWARD MEDICAL NV EUR0.12 NL0015000HT4	4.71	-3.29% -0.16		24/05/06 17:35:23	24,553 117,348.00
ORANGE BELGIUM S.A. BE0003735496	14.26	1.13% 0.16		24/05/06 17:35:27	2,170 30,612.00
OXURION N.V. BE0003846632	0.0002	0.00% 0.00		24/05/06 17:35:02	129,097,946 14,476.00
PAYTON PLANAR MAGNETICS L... IL0010830391	8.00	2.56% 0.20		24/05/06 11:30:02	500 4,000.00
PROXIMUS SA BE0003810273	7.015	0.79% 0.06		24/05/06 17:35:08	368,241 2,584,481.00
QRF SICAFI CVA BE0974272040	10.70	-0.93% -0.10		24/05/06 16:42:16	9,609 104,601.00
QUEST FOR GROWTH PRICAF BE0003730448	4.51	-1.74% -0.08		24/05/06 17:35:20	19,174 86,607.00
RECTICEL NV BE0003656676	12.94	0.78% 0.10		24/05/06 17:35:29	37,754 485,938.00
RETAIL ESTATES S.A. BE0003720340	66.40	0.00% 0.00		24/05/06 17:35:24	14,446 959,401.00
ROULARTA MEDIA GROUP N.V. BE0003741551	11.00	2.80% 0.30		24/05/06 15:42:43	3,485 38,732.00
SCHEERDERS VAN KERCHOVE'S... BE0012378593	400.00	2.56% 10.00		24/04/19 11:30:26	10 4,000.00
SEQUANA MEDICAL NV BE0974340722	1.475	0.68% 0.01		24/05/06 17:35:13	32,392 46,994.00
SHURGARD SELF STORAGE LTD... GG00BQZCBZ44	38.80	1.84% 0.70		24/05/06 17:35:09	57,382 2,223,082.00
SIPEF S.A. BE0003898187	57.00	0.35% 0.20		24/05/06 17:35:29	4,121 235,324.00
SMARTPHOTO GROUP BE0974323553	26.60	-3.97% -1.10		24/05/06 13:13:47	600 16,138.00
SOFINA S.A. BE0003717312	223.20	0.54% 1.20		24/05/06 17:36:04	10,871 2,429,272.00
SOLVAC SA BE0003545531	108.00	2.86% 3.00		24/05/06 16:47:50	2,410 257,976.00
SOLVAY SA BE0003470755	30.42	0.93% 0.28		24/05/06 17:36:51	273,816 8,360,766.00
SPADEL S.A. BE0003798155	160.00	3.23% 5.00		24/05/06 11:53:30	120 19,200.00