

BELGIUM ALL SHARE

ISIN: **BE0389549941**

WKN: -

Overview

2022/08/19 18:05:02

Price

11,811.91 EURDifference  **-0.68%** (-80.89)

General attributes

ISIN	BE0389549941
Symbol	-
Country	Belgium
Instruments in index	127
Type of index	Price Index
Security type	Index

Market data

Open	11,892.80 EUR
High	11,895.14 EUR
Low	11,799.15 EUR
Close (prev. day)	11,892.80 EUR
Trading volume (m)	-
Volume (pcs)	-

Top 5

Name 	Price	+ - (%) 	Trend 
BALTA GROU...	1.595	+5.98	
ROSIER S.A...	19.00	+5.56	
NYRSTAR N...	0.237	+4.87	
MITHRA PHA...	6.97	+3.41	
TINC COMM....	13.60	+2.26	

Intraday **1w** 1m 6m 1y 3y

Flop 5

Name 	Price	+ - (%) 	Trend 
MOPOLI NLG...	216.00	-33.33	
OXURION N...	0.29	-11.04	
ROULARTA M...	19.80	-5.26	
MONTEA NV	92.60	-5.22	
SOFINA S.A...	210.40	-4.97	

Intraday **1w** 1m 6m 1y 3y

5y



Information about previous performance does not guarantee future performance.

Source: FactSet

Recent research

on market

Date	Headline	Download
2022/08/19	 Week Ahead	
2022/08/19	 Wochenausblick	
2022/08/18	 Global Equity Ratings	
2022/08/18	 Aktienempfehlungen Global	
2022/08/12	 Week Ahead	

Futures and Options

Related Futures -

Related Options -

Details

2022/08/19 18:05:02

Price

11,811.91 EURDifference  -0.68% (-80.89)

General attributes

ISIN BE0389549941

Symbol -

Country Belgium

Security type Index

Instruments in index 127

Market data

Open 11,892.80 EUR

High 11,895.14 EUR

Low 11,799.15 EUR

Close (prev. day) 11,892.80 EUR

Trading volume (m) -

Volume (pcs) -

Performance and Risk

	6m	1y	3y
Perf (%)	-7.60%	-1.04%	+0.60%
Perf (abs.)	-971.21	-124.32	+70.78
Beta	-	-	-
Volatility	21.92	18.33	23.47



Information about previous performance does not guarantee future performance.

Source: FactSet

Price data

Ø price 5 days Ø volume 5 days (pcs.)	11,883.71 EUR (0)
Ø price 30 days Ø volume 30 days (pcs.)	11,594.22 EUR (0)
Ø price 100 days Ø volume 100 days (pcs.)	11,830.94 EUR (0)
Ø price 250 days Ø volume 250 days (pcs.)	12,188.01 EUR (0)
YTD High date	13,310.10 EUR (2022/01/17)
YTD Low date	10,774.99 EUR (2022/03/07)
52 Weeks High date	13,310.10 EUR (2022/01/17)
52 Weeks Low date	10,774.99 EUR (2022/03/07)

Composition

Name ISIN	Price	Diff % Diff +/-	Performance	Date Time	Turnover Pc. Turnover Money
ABO GROUP ENVIRONM BE0974278104	5.00	0.00% 0.00		22/08/18 16:58:26	218 1,092.00
ACCENTIS S.A. BE0003696102	0.0358	-0.56% -0.00		22/08/19 17:29:45	15,100 541.00
ACKERMANS & VAN HAAREN N.... BE0003764785	145.10	0.21% 0.30		22/08/19 17:35:03	21,433 3,106,740.00
AEDIFICA NV BE0003851681	101.80	-0.20% -0.20		22/08/19 17:35:18	41,394 4,210,627.00
AGEAS SA/NV BE0974264930	42.38	-1.19% -0.51		22/08/19 17:35:25	211,411 8,970,074.00
AGFA-GEVAERT NV BE0003755692	3.60	-0.55% -0.02		22/08/19 17:37:20	107,580 386,695.00
ANHEUSER-BUSCH INBEV SA BE0974293251	52.37	-0.59% -0.31		22/08/19 17:38:25	1,589,459 83,219,954.00
APERAM S.A. LU0569974404	28.96	-4.33% -1.31		22/08/19 17:35:23	217,608 6,372,282.00
ARGENX SE NL0010832176	380.60	1.52% 5.70		22/08/19 17:35:23	75,011 26,233,421.00
ASCENCIO S.C.A. BE0003856730	52.70	1.15% 0.60		22/08/19 17:35:11	7,907 416,183.00
ATENOR SA BE0003837540	51.60	-0.39% -0.20		22/08/19 17:35:12	517 26,831.00
AVANTIUM NV NL0012047823	3.61	1.69% 0.06		22/08/19 17:35:27	347,179 1,252,457.00
AZELIS GROUP N.V. BE0974400328	22.20	-1.60% -0.36		22/08/19 17:35:10	25,175 560,627.00
BALTA GROUP N.V. BE0974314461	1.595	5.98% 0.09		22/08/19 13:45:18	1,105 1,702.00
BANIMMO SA BE0003870871	4.32	-0.46% -0.02		22/08/19 16:35:01	1,300 5,622.00
BANQUE NATIONALE DE BELGI... BE0003008019	1,615.00	0.00% 0.00		22/08/19 15:24:43	42 67,860.00
BARCO N.V. BE0974362940	24.10	-2.35% -0.58		22/08/19 17:35:05	63,839 1,546,772.00
BEFIMMO S.A. BE0003678894	47.40	-0.11% -0.05		22/08/19 17:35:27	3,456 163,920.00
BEKAERT N.V. BE0974258874	32.22	-3.01% -1.00		22/08/19 17:39:56	72,140 2,343,326.00
BELGIAN RESOURCES AND CAP... BE0020575115	6.00	0.00% 0.00		22/08/16 11:30:25	198 1,188.00
BELUGA N.V. BE0003723377	3.00	6.38% 0.18		22/08/18 16:30:19	835 2,499.00
BIOCARTIS GROUP NV BE0974281132	1.686	-0.59% -0.01		22/08/19 17:35:24	58,600 98,828.00
BIOTALYS NV NPV BE0974386188	7.28	0.55% 0.04		22/08/19 17:35:08	1,571 11,418.00























BELGIUM ALL SHARE

BONE THERAPEUTICS S.A. BE0974280126	0.2625	-0.94% -0.00		22/08/19 17:35:00	110,286 27,805.00
BPOST S.A. BE0974268972	6.20	-1.27% -0.08		22/08/19 17:35:29	123,650 767,481.00
BREDERODE S.A. LU1068091351	102.40	-4.48% -4.80		22/08/19 17:35:20	3,926 405,621.00
CAMPINE N.V. BE0003825420	49.80	0.40% 0.20		22/08/19 11:30:13	2 100.00
CARE PROPERTY INVESTMENT BE0974273055	22.45	-2.18% -0.50		22/08/19 17:35:04	28,317 641,213.00
CELYAD ONCOLOGY SA BE0974260896	2.07	0.00% 0.00		22/08/19 17:35:18	4,878 10,188.00
CENERGY HLDGS SA NPV BE0974303357	2.895	-1.36% -0.04		22/08/19 15:01:55	545 1,578.00
CIE D'ENTERPRISES CFE S.A... BE0003883031	8.65	-2.26% -0.20		22/08/19 17:35:10	15,163 131,773.00
CIE IMMOBILIÈRE DE BELGIQ... BE0003599108	64.70	-3.29% -2.20		22/08/19 17:35:11	2,061 133,816.00
COFINIMMO SA NPV BE0003593044	107.30	-1.47% -1.60		22/08/19 17:35:07	41,847 4,497,868.00
COMPAGNIE DE SAINT-GOBAIN... FR0000125007	43.23	-0.62% -0.27		22/08/19 17:38:12	1,033,600 44,863,827.00
COMPAGNIE DU BOIS SAUVAGE... BE0003592038	339.00	1.80% 6.00		22/08/19 17:35:10	134 45,519.00
CRESCENT N.V. BE0003836534	0.0184	0.00% 0.00		22/08/19 14:26:19	1,375,441 25,476.00
CUMULEX NV NPV 'B' BE0003463685	2.82	0.00% 0.00		22/07/25 16:30:10	1 3.00
D'IETEREN GROUP SA/NV BE0974259880	161.80	-3.63% -6.10		22/08/19 17:35:53	40,533 6,610,953.00
DECEUNINCK N.V. BE0003789063	2.50	-2.72% -0.07		22/08/19 17:35:04	168,377 423,598.00
DEME GROUP NV NPV BE0974413453	114.70	-2.91% -3.44		22/08/19 17:35:14	5,518 642,144.00
DMS IMAGING SA BE0974289218	0.13	-1.52% -0.00		22/08/19 17:35:16	7,776 996.00
ECONOCOM GROUP SA BE0974313455	3.185	-0.78% -0.03		22/08/19 17:35:21	23,861 75,752.00
EKOPAK NV NPV BE0974380124	21.40	0.47% 0.10		22/08/19 17:35:23	3,856 82,620.00
ELIA GROUP SA BE0003822393	156.70	1.16% 1.80		22/08/19 17:35:15	41,621 6,503,867.00
ENGIE S.A. FR0010208488	12.938	0.12% 0.02		22/08/19 17:35:23	3,668,610 47,448,054.00
EUROCOMMERCIAL PROPERTIES... NL0015000K93	22.50	-1.66% -0.38		22/08/19 17:35:12	28,993 653,847.00
EURONAV S.A. BE0003816338	16.35	-1.27% -0.21		22/08/19 17:35:14	255,049 4,185,090.00
EURONEXT N.V. NL0006294274	76.88	0.21% 0.16		22/08/19 17:35:14	62,792 4,827,788.00
EVS BROADCAST EQUIPMENT S... BE0003820371	22.70	0.89% 0.20		22/08/19 17:35:40	7,267 163,802.00
EXMAR S.A. BE0003808251	8.62	-0.92% -0.08		22/08/19 17:35:06	131,970 1,132,982.00
FAGRON N.V.	13.90	0.07%		22/08/19	91,704

BELGIUM ALL SHARE

BE0003874915		0.01		17:35:10	1,279,217.00
FINANCIÈRE DE TUBIZE S.A. BE0003823409	72.90	0.41% 0.30		22/08/19 17:35:18	3,091 224,434.00
FLORIDIENNE SA BE0003215143	810.00	-2.41% -20.00		22/08/19 16:30:17	12 9,940.00
FLUXYS BELGIUM S.A. BE0974265945	30.70	-0.32% -0.10		22/08/19 16:32:38	790 24,463.00
FOUNTAIN S.A. BE0003752665	1.17	-17.61% -0.25		22/08/18 11:30:23	5,000 5,850.00
GALAPAGOS N.V. BE0003818359	52.18	-0.11% -0.06		22/08/19 17:35:16	107,543 5,625,067.00
GIMV BE0003699130	52.00	-0.76% -0.40		22/08/19 17:35:19	6,359 330,820.00
GREENYARD FOODS S.A. BE0003765790	8.67	-1.37% -0.12		22/08/19 17:16:41	6,896 59,892.00
GROUPE BRUXELLES LAMBERT ... BE0003797140	79.72	-1.21% -0.98		22/08/19 17:35:00	125,518 10,025,316.00
HOME INVEST BELGIUM S.A. BE0974409410	23.08	-1.35% -0.32		22/08/19 17:35:14	4,602 106,788.00
HYBRID SOFTWARE GROUP PLC GB00BYN5BY03	4.70	-3.69% -0.18		22/08/18 12:25:42	1,986 9,340.00
HYLORIS PHARMACEUTICALS S... BE0974363955	13.40	-1.76% -0.24		22/08/19 17:35:27	1,154 15,604.00
IEP INVEST BE0003748622	10.60	0.95% 0.10		22/08/19 11:28:54	3 32.00
IMMO MOURY S.C.A. BE0003893139	43.00	-1.83% -0.80		22/08/19 11:30:02	100 4,300.00
INCLUSIO SA/NV NPV BE0974374069	16.25	0.00% 0.00		22/08/19 17:29:45	197 3,208.00
ING GROEP N.V. NL0011821202	9.11	-1.76% -0.16		22/08/19 17:36:31	14,673,732 134,335,688.00
INTERVEST OFFICES & WAREH... BE0003746600	26.30	-0.94% -0.25		22/08/19 17:35:22	6,028 158,710.00
ION BEAM APPLICATIONS S.A... BE0003766806	16.96	-1.17% -0.20		22/08/19 17:35:05	1,779 30,276.00
JENSEN-GROUP N.V. BE0003858751	31.90	0.95% 0.30		22/08/19 17:18:38	1,189 37,842.00
KBC ANCORA BE0003867844	33.90	-1.45% -0.50		22/08/19 17:35:00	36,178 1,227,418.00
KBC GROEP BE0003565737	49.17	-2.13% -1.07		22/08/19 17:35:09	689,749 34,038,131.00
KEYWARE TECHNOLOGIES S.A. BE0003880979	1.02	0.00% 0.00		22/08/18 16:24:28	60 61.00
KINEPOLIS GROUP BE0974274061	46.74	-3.23% -1.56		22/08/19 17:37:20	22,465 1,058,492.00
KONINKLIJKE AHOLD DELHAIZ... NL0011794037	28.30	0.69% 0.20		22/08/19 17:35:05	2,847,684 80,431,277.00
LOTUS BAKERIES NV BE0003604155	5,810.00	0.52% 30.00		22/08/19 17:35:28	357 2,082,820.00
MDXHEALTH SA BE0003844611	0.817	-0.24% -0.00		22/08/19 17:28:12	12,395 9,998.00
MELEXIS N.V. BE0165385973	78.70	-2.78% -2.25		22/08/19 17:35:18	26,490 2,091,024.00
MIKO NV BE0003731453	99.40	0.00% 0.00		22/08/19 13:13:14	35 3,479.00

BELGIUM ALL SHARE

MITHRA PHARMACEUTICALS S.... BE0974283153	6.97	3.41% 0.23		22/08/19 17:35:06	73,396 502,523.00
MONTEA NV BE0003853703	92.60	-5.22% -5.10		22/08/19 17:35:04	11,094 1,043,027.00
MOPOLI NLG50 NL0000488153	216.00	-33.33% -108.00		22/08/19 16:30:16	5 1,080.00
MOURY CONSTRUCT S.A. BE0003602134	276.00	-4.17% -12.00		22/08/19 16:32:06	48 13,344.00
MÉTIERS AUTOMATIQUES PICA... BE0003807246	72.20	1.40% 1.00		22/08/19 16:39:15	822 59,114.00
NEXTENSA SA BE0003770840	61.20	-1.29% -0.80		22/08/19 17:35:12	698 42,923.00
NYRSTAR N.V. BE0974294267	0.237	4.87% 0.01		22/08/19 16:30:36	39,900 9,442.00
NYXOAH SA NPV BE0974358906	9.65	-0.41% -0.04		22/08/19 16:56:12	578 5,605.00
ONTEX GROUP N.V. BE0974276082	6.355	0.08% 0.01		22/08/19 17:35:04	64,748 411,123.00
ONWARD MEDICAL NV EURO.12 NL0015000HT4	4.90	1.45% 0.07		22/08/19 17:35:27	2,106 10,233.00
ORANGE BELGIUM S.A. BE0003735496	19.20	0.52% 0.10		22/08/19 17:35:28	1,343 25,791.00
OXURION N.V. BE0003846632	0.29	-11.04% -0.04		22/08/19 17:26:06	230,214 69,274.00
PAYTON PLANAR MAGNETICS L... IL0010830391	8.25	0.00% 0.00		22/08/19 11:30:29	200 1,650.00
PROXIMUS SA BE0003810273	13.51	0.11% 0.02		22/08/19 17:38:10	640,521 8,633,080.00
QRF SICAFI CVA BE0974272040	10.35	-0.48% -0.05		22/08/19 14:42:24	456 4,727.00
QUEST FOR GROWTH PRICAF BE0003730448	6.40	-1.84% -0.12		22/08/19 17:29:15	7,852 50,368.00
RECTICEL NV BE0003656676	14.78	0.96% 0.14		22/08/19 17:35:26	52,625 773,191.00
RETAIL ESTATES S.A. BE0003720340	67.40	-0.74% -0.50		22/08/19 17:35:17	5,375 361,625.00
ROSIER S.A. BE0003575835	19.00	5.56% 1.00		22/08/19 16:30:17	54 1,026.00
ROULARTA MEDIA GROUP N.V. BE0003741551	19.80	-5.26% -1.10		22/08/19 17:35:05	9,005 176,592.00
S.A.TER BEKE N.V. BE0003573814	102.50	1.99% 2.00		22/08/19 14:18:31	295 29,836.00
SCHEERDERS VAN KERCHOVE'S... BE0012378593	640.00	4.07% 25.00		22/08/15 11:30:07	2 1,280.00