

S&P 100 INDEX

ISIN: **US78380F1021** WKN: -

Übersicht

14.08.2024 22:56:39

Kurs

2.626,70 USD

Differenz ▲ 0,37% (9,74)

Stammdaten

ISIN	US78380F1021
Symbol	OEX
Land	USA
Anzahl der enthaltenen Werte im Index	100
Index-Typ	-
Wertpapierkategorie	Index

Top 5

Name	Kurs	+ - (%)	Trend
CHARLES SC...	65,36	+4,59	▲
MORGAN STA...	99,44	+2,82	▲
ELI LILLY ...	931,68	+2,60	▲
NETFLIX IN...	661,68	+2,11	▲
AMERICAN E...	243,76	+2,00	▲

Intraday 1W 1M 6M 1J 3J

Flop 5

Name	Kurs	+ - (%)	Trend
TESLA INC.	201,38	-3,10	▼
INTEL CORP...	19,92	-2,69	▼
ALPHABET I...	162,03	-2,35	▼
STARBUCKS ...	93,90	-2,09	▼
CHARTER CO...	351,22	-1,62	▼

Intraday 1W 1M 6M 1J 3J



Nähere Infos zu den Ländern &

5J



Die Wertentwicklung der Vergangenheit lässt keine verlässlichen Rückschlüsse auf die zukünftige Entwicklung eines Finanzinstruments zu.

Quelle: FactSet

Aktuellstes Research

Märkte		
Datum	Überschrift	Download
12.08.2024	Global Equity Ratings	
12.08.2024	Aktienempfehlungen Global	
12.08.2024	Marktkommentar	
12.08.2024	US-Arbeitsmarkt und Bank of Japan verunsichern die...	
09.08.2024	Week Ahead	

Regionen

➤ **Märkte nach Region**

Details

14.08.2024 22:56:39

Kurs

2.626,70 USDDifferenz  0,37% (9,74)

Stammdaten

ISIN	US78380F1021
Symbol	OEX
Land	USA
Wertpapierkategorie	Index
Anzahl der enthaltenen Werte im Index	100

Marktdaten

Eröffnung	2.620,88 USD
Hoch	2.630,56 USD
Tief	2.604,18 USD
Schluss Vortag	2.616,96 USD
Volumen (Mio.)	1.272.200.026
Volumen (Stück)	3.333.788.592.632

Performance und Risiko

	6M	1J	3J
Perf (%)	+10,66%	+25,31%	+28,16%
Perf (abs.)	+253,12	+530,56	+577,17
Beta	-	-	-
Volatilität	14,51	13,56	18,44



Die Wertentwicklung der Vergangenheit lässt keine verlässlichen Rückschlüsse auf die zukünftige Entwicklung eines Finanzinstruments zu.





























Quelle: FactSet

Kursdaten

Ø Kurs 5 Tage Ø Volumen 5 Tage (Stk.)	2.584,28 USD (1.296.162.214)
Ø Kurs 30 Tage Ø Volumen 30 Tage (Stk.)	2.641,49 USD (1.464.351.665)
Ø Kurs 100 Tage Ø Volumen 100 Tage (Stk.)	2.551,14 USD (1.234.154.283)
Ø Kurs 250 Tage Ø Volumen 250 Tage	2.343,68 USD (1.186.467.855)
Hoch seit 1.1. Datum	2.758,54 USD (10.07.2024)
Tief seit 1.1. Datum	2.196,91 USD (05.01.2024)
52 Wochen Hoch Datum	2.758,54 USD (10.07.2024)
52 Wochen Tief Datum	1.932,10 USD (27.10.2023)

Enthaltene Werte

Name  ISIN	Kurs	Diff %  Diff +/-	Performance 	Datum Zeit	Gehandelte Stück  Umsatz Geld 
3M COMPANY US88579Y1010	126,17	0,65% 0,82		14.08.24 22:00:01	3.252.959 410.052.193,20
ABBOTT LABORATORIES US0028241000	109,89	1,52% 1,65		14.08.24 22:00:02	5.823.137 637.256.388,72
ABBVIE INC. US00287Y1091	193,00	0,93% 1,77		14.08.24 22:00:02	4.153.610 799.983.769,73
ACCENTURE PLC IE00B4BNMY34	319,83	0,16% 0,50		14.08.24 22:00:02	1.404.627 448.878.318,13
ADOBE INC. US00724F1012	539,79	0,85% 4,57		14.08.24 22:00:00	1.915.589 1.032.442.747,90
ADVANCED MICRO DEVICES IN... US0079031078	140,75	-0,27% -0,38		14.08.24 22:00:00	35.506.434 4.969.537.054,84
ALPHABET INC. CLASS C US02079K1079	162,03	-2,35% -3,90		14.08.24 22:00:00	22.515.895 3.634.231.069,47
ALTRIA GROUP INC. US02209S1033	51,19	0,16% 0,08		14.08.24 22:00:02	6.000.611 307.104.237,58
AMAZON.COM INC. US0231351067	170,10	-0,08% -0,13		14.08.24 22:00:00	28.843.804 4.909.822.888,25
AMERICAN EXPRESS CO US0258161092	243,76	2,00% 4,77		14.08.24 22:00:02	2.132.461 517.290.270,49
AMERICAN INTERNATIONAL GR... US0268747849	72,91	1,79% 1,28		14.08.24 22:00:02	2.362.601 172.057.012,35
AMERICAN TOWER CORP US03027X1000	223,18	0,23% 0,52		14.08.24 22:00:01	2.313.737 517.352.548,01
AMGEN INC. US0311621009	322,73	-0,22% -0,72		14.08.24 22:00:00	1.656.123 534.056.566,74
APPLE INC US0378331005	221,72	0,20% 0,45		14.08.24 22:00:00	41.960.574 9.294.719.677,55
AT&T INC. US00206R1023	19,63	0,56% 0,11		14.08.24 22:02:28	19.158.619 375.585.940,32
BANK OF AMERICA CORP. US0605051046	38,81	0,91% 0,35		14.08.24 22:00:02	25.658.857 994.001.698,70
BANK OF NEW YORK MELLON C... US0640581007	64,11	0,88% 0,56		14.08.24 22:00:02	2.791.098 178.764.396,08
BERKSHIRE HATHAWAY INC. C... US0846707026	438,47	1,40% 6,06		14.08.24 22:01:16	2.860.174 1.250.249.630,24
BLACKROCK INC. US09247X1019	857,52	0,34% 2,93		14.08.24 22:00:02	325.149 278.582.538,09
BOEING CO., THE US0970231058	168,50	-0,15% -0,26		14.08.24 22:00:02	3.852.650 649.102.440,62
BOOKING HOLDINGS INC. US09857L1089	3.572,58	0,14% 4,82		14.08.24 22:00:00	190.043 680.010.446,56
BRISTOL-MYERS SQUIBB CO. US1101221083	48,41	-1,32% -0,65		14.08.24 22:00:01	10.667.230 517.018.453,86
BROADCOM INC. US11135F1012	157,69	0,98% 1,53		14.08.24 22:00:00	20.184.199 3.179.253.909,92
CAPITAL ONE FINANCIAL COR... US14040H1059	135,95	1,46% 1,95		14.08.24 22:00:02	1.699.454 230.169.535,59
CATERPILLAR INC US1491231015	337,59	-0,36% -1,21		14.08.24 22:00:02	1.610.888 544.089.681,76

CHARLES SCHWAB CORP. US8085131055	65,36	4,59% 2,87		14.08.24 22:00:01	15.942.067 1.033.317.348,64
CHARTER COMMUNICATIONS IN... US16119P1084	351,22	-1,62% -5,78		14.08.24 22:00:00	698.374 245.892.156,18
CHEVRON CORPORATION US1667641005	144,67	0,36% 0,52		14.08.24 22:02:40	5.874.216 848.331.744,24
CISCO SYSTEMS INC US17275R1023	45,44	0,15% 0,07		14.08.24 22:00:00	30.675.615 1.404.924.607,38
CITIGROUP INC US1729674242	59,28	1,94% 1,13		14.08.24 22:00:02	12.419.530 733.386.056,00
COCA-COLA CO US1912161007	68,58	0,18% 0,12		14.08.24 22:00:02	14.328.033 983.170.222,53
COLGATE-PALMOLIVE CO US1941621039	102,18	1,58% 1,59		14.08.24 22:00:02	3.149.402 320.915.108,95
COMCAST CORP. CLASS A US20030N1019	39,01	-0,28% -0,11		14.08.24 22:00:00	17.941.846 699.810.333,81
CONOCOPHILLIPS US20825C1045	109,33	0,91% 0,99		14.08.24 22:00:02	6.388.043 697.584.238,11
COSTCO WHOLESALE CORP US22160K1051	862,71	-0,24% -2,11		14.08.24 22:00:00	1.341.493 1.157.478.818,17
CVS HEALTH CORPORATION US1266501006	55,99	0,30% 0,17		14.08.24 22:00:02	5.873.232 329.465.598,21
DANAHER CORP. US2358511028	268,08	-0,23% -0,63		14.08.24 22:00:02	1.357.810 363.299.576,04
DEERE & CO US2441991054	351,28	0,20% 0,69		14.08.24 22:00:02	2.040.505 717.207.715,31
DOW INC. US2605571031	52,76	0,00% 0,00		14.08.24 22:00:02	2.310.145 121.852.473,08
DUKE ENERGY CORP US26441C2044	113,46	-0,23% -0,26		14.08.24 22:00:02	1.979.232 225.213.382,89
ELI LILLY AND COMPANY US5324571083	931,68	2,60% 23,63		14.08.24 22:00:02	3.562.910 3.302.548.716,63
EMERSON ELECTRIC CO. US2910111044	103,49	-0,59% -0,61		14.08.24 22:00:02	3.920.981 404.529.540,42
EXXON MOBIL CORPORATION US30231G1022	118,95	0,92% 1,09		14.08.24 22:02:26	12.194.520 1.449.699.551,81
FEDEX CORP US31428X1063	283,33	0,08% 0,23		14.08.24 22:00:02	768.241 217.949.270,44
FORD MOTOR COMPANY US3453708600	10,18	0,39% 0,04		14.08.24 22:00:02	37.026.425 376.413.117,00
GE AEROSPACE US3696043013	167,95	-0,01% -0,01		14.08.24 22:00:02	4.456.230 745.567.281,61
GENERAL DYNAMICS CORPORAT... US3695501086	293,73	0,52% 1,53		14.08.24 22:00:02	756.961 222.557.905,27
GENERAL MOTORS CORP US37045V1008	43,61	0,67% 0,29		14.08.24 22:00:02	10.772.220 470.390.743,61
GILEAD SCIENCES INC. US3755581036	74,14	0,22% 0,16		14.08.24 22:00:00	4.747.771 351.310.170,50
GOLDMAN SACHS GROUP INC US38141G1040	498,70	1,37% 6,76		14.08.24 22:00:02	1.545.768 766.311.983,40
HOME DEPOT INC., THE US4370761029	355,66	1,60% 5,59		14.08.24 22:00:02	4.814.780 1.716.899.336,96
HONEYWELL INTERNATIONAL I... US4385161066	197,60	0,44% 0,87		14.08.24 22:00:00	3.471.298 683.434.204,10
INTEL CORP.	19,92	-2,69%		14.08.24	56.758.181

S&P 100 INDEX

US4581401001		-0,55		22:00:00	1.135.648.393,50
INTERNATIONAL BUS MACHINE... US4592001014	192,32	0,70% 1,33	█	14.08.24 22:00:02	1.895.114 364.152.096,56
INTUIT INC. US4612021034	636,74	-1,41% -9,09		14.08.24 22:00:00	1.501.283 953.005.489,96
JOHNSON & JOHNSON US4781601046	158,48	0,06% 0,09	█	14.08.24 22:00:02	5.141.249 815.349.734,56
JPMORGAN CHASE & CO US46625H1005	210,24	1,11% 2,30	█	14.08.24 22:00:02	6.999.809 1.467.234.042,61
KRAFT HEINZ CO. US5007541064	34,49	-0,23% -0,08		14.08.24 22:00:00	6.104.995 211.356.148,64
LINDE PLC IE000S9YS762	451,18	0,33% 1,48	█	14.08.24 22:00:00	906.764 408.740.167,46
LOCKHEED MARTIN CORP US5398301094	563,22	0,68% 3,80	█	14.08.24 22:00:02	796.727 448.225.920,58
LOWES COMPANIES INC. US5486611073	237,64	0,61% 1,45	█	14.08.24 22:00:02	2.098.680 499.387.736,76
MASTERCARD INC. CLASS A US57636Q1040	460,16	0,17% 0,80	█	14.08.24 22:00:02	1.654.140 759.623.515,34
MCDONALD'S CORPORATION CO... US5801351017	271,15	0,31% 0,84	█	14.08.24 22:00:02	2.242.138 606.707.026,31
MEDTRONIC PLC IE00BTN1Y115	81,74	-0,64% -0,53		14.08.24 22:00:02	5.612.856 456.966.768,28
MERCK & CO. INC. US58933Y1055	113,58	-0,71% -0,81		14.08.24 22:00:02	11.029.415 1.245.656.109,53
META PLATFORMS INC. CLASS... US30303M1027	526,76	-0,34% -1,78		14.08.24 22:00:00	11.444.189 6.045.052.425,72
METLIFE INC. US59156R1086	71,18	1,09% 0,77	█	14.08.24 22:00:01	3.614.696 257.073.350,89
MICROSOFT CORP. US5949181045	416,86	0,69% 2,85	█	14.08.24 22:00:00	18.266.980 7.600.795.599,45
MONDELEZ INTERNATIONAL IN... US6092071058	71,20	1,22% 0,86	█	14.08.24 22:00:00	7.575.439 540.018.599,28
MORGAN STANLEY US6174464486	99,44	2,82% 2,73	█	14.08.24 22:00:01	10.161.752 1.011.574.170,25
NETFLIX INC US64110L1061	661,68	2,11% 13,66	█	14.08.24 22:00:00	4.014.344 2.648.350.120,04
NEXTERA ENERGY INC. US65339F1012	78,01	-0,14% -0,11		14.08.24 22:00:02	4.620.863 360.441.453,38
NIKE INC. 'B' US6541061031	78,52	0,03% 0,02	█	14.08.24 22:00:02	13.612.961 1.073.458.268,91
NVIDIA CORP. US67066G1040	118,08	1,67% 1,94	█	14.08.24 22:00:00	339.246.407 39.651.749.768,23
ORACLE CORP US68389X1054	135,60	1,00% 1,34	█	14.08.24 22:00:02	4.044.630 547.902.786,95
PAYPAL HOLDINGS INC. US70450Y1038	66,14	1,58% 1,03	█	14.08.24 22:00:00	8.944.776 588.698.153,31
PEPSICO INC. US7134481081	173,71	0,78% 1,34	█	14.08.24 22:00:00	3.555.959 617.536.996,39
PFIZER INC US7170811035	28,88	0,10% 0,03	█	14.08.24 22:02:05	23.677.681 684.157.710,26
PHILIP MORRIS INTERNATION... US7181721090	117,20	-0,60% -0,71		14.08.24 22:00:02	4.067.977 477.893.878,50
PROCTER & GAMBLE CO US7427181091	168,80	0,90% 1,51	█	14.08.24 22:00:01	5.476.675 923.232.890,05

S&P 100 INDEX

QUALCOMM INC. US7475251036	167,15	-1,37% -2,32		14.08.24 22:00:00	7.208.248 1.206.118.306,52
RTX CORP. US75513E1010	117,65	0,68% 0,79		14.08.24 22:00:01	5.826.695 684.634.235,52
SALESFORCE INC. US79466L3024	255,32	0,28% 0,72		14.08.24 22:00:02	4.145.248 1.059.471.308,32
SIMON PROPERTY GROUP INC. US8288061091	156,82	0,58% 0,90		14.08.24 22:00:01	960.279 150.550.735,08
SOUTHERN CO. US8425871071	87,19	-0,01% -0,01		14.08.24 22:00:01	2.284.165 199.497.036,00
STARBUCKS CORP US8552441094	93,90	-2,09% -2,00		14.08.24 22:00:00	45.737.849 4.277.366.061,19
T-MOBILE US INC. US8725901040	196,49	0,59% 1,16		14.08.24 22:00:00	3.248.106 637.468.249,44
TARGET CORP US87612E1064	135,76	-0,66% -0,90		14.08.24 22:00:01	4.837.956 658.318.866,84
TESLA INC. US88160R1014	201,38	-3,10% -6,45		14.08.24 22:00:00	70.250.014 14.184.464.240,03
TEXAS INSTRUMENTS INC US8825081040	195,61	-0,83% -1,64		14.08.24 22:00:00	3.072.147 600.240.619,84
THERMO FISHER SCIENTIFIC ... US8835561023	602,10	-0,35% -2,11		14.08.24 22:00:01	1.128.139 678.100.067,59
U.S. BANCORP US9029733048	42,34	-0,14% -0,06		14.08.24 22:00:01	8.036.182 339.957.328,53
UNION PACIFIC CORP US9078181081	241,22	1,66% 3,95		14.08.24 22:00:01	1.903.113 458.026.316,29
UNITED PARCEL SERVICE INC... US9113121068	126,42	-0,06% -0,07		14.08.24 22:00:01	3.155.693 398.573.820,47
UNITEDHEALTH GROUP INC. US91324P1021	579,67	0,95% 5,43		14.08.24 22:00:01	2.344.386 1.357.986.937,27
VERIZON COMMUNICATIONS IN... US92343V1044	40,90	0,29% 0,12		14.08.24 22:00:01	10.931.096 446.871.052,31
VISA INC. US92826C8394	261,14	0,39% 1,01		14.08.24 22:00:02	8.552.272 2.230.629.382,32
WALMART INC. US9311421039	68,66	0,78% 0,53		14.08.24 22:00:01	22.928.551 1.570.512.873,29
WALT DISNEY COMPANY (THE) US2546871060	86,30	0,82% 0,70		14.08.24 22:02:33	9.475.119 815.797.320,73
WELLS FARGO & COMPANY US9497461015	53,66	1,49% 0,79		14.08.24 22:01:04	13.217.178 706.124.400,99