

S&P 100 INDEX

ISIN: **US78380F1021** WKN: -

Overview

2024/07/16 23:45:08	
Price	2,743.90 USD
Difference	▲ 0.29% (7.91)
General attributes	
ISIN	US78380F1021
Symbol	OEX
Country	USA
Instruments in index	100
Type of index	-
Security type	Index
Market data	
Open	2,741.92 USD
High	2,747.89 USD
Low	2,730.19 USD
Close (prev. day)	2,735.99 USD
Trading volume (m)	1,314,220,554
Volume (pcs)	3,602,745,035,549



Information about previous performance does not guarantee future performance.
Source: FactSet

Top 5

Name	Price	+ - (%)	Trend
UNITEDHEAL...	548.87	+6.50	▲
BANK OF AM...	44.13	+5.35	▲
WELLS FARG...	60.24	+4.35	▲
CATERPILLA...	360.58	+4.28	▲
BOEING CO...	186.05	+3.87	▲

Intraday 1w 1m 6m 1y 3y

Flop 5

Name	Price	+ - (%)	Trend
CHARLES SC...	67.43	-10.18	▼
MERCK & CO...	125.44	-2.09	▼
NVIDIA COR...	126.36	-1.62	▼
ALPHABET I...	185.50	-1.43	▼
META PLATF...	489.79	-1.28	▼

Intraday 1w 1m 6m 1y 3y

Recent research

on market		
Date	Headline	Download
2024/07/15	Aktienempfehlungen Global	
2024/07/12	Week Ahead	
2024/07/12	Wochenausblick	
2024/07/12	Global Equity Ratings	
2024/07/09	Political environment weighs on outlook	

Futures and Options

Related Futures -

Related Options -

Details

2024/07/16 23:45:08

Price

2,743.90 USD

Difference



0.29% (7.91)

General attributes

ISIN US78380F1021

Symbol OEX

Country USA

Security type Index

Instruments in index 100

Market data

Open 2,741.92 USD

High 2,747.89 USD

Low 2,730.19 USD

Close (prev. day) 2,735.99 USD

Trading volume (m) 1,314,220,554

Volume (pcs) 3,602,745,035,549

Performance and Risk

	6m	1y	3y
Perf (%)	+22.10%	+30.69%	+37.69%
Perf (abs.)	+496.56	+644.43	+751.05
Beta	-	-	-
Volatility	11.90	12.13	18.08



5y

Information about previous performance does not guarantee future performance.

Source: FactSet

Price data

Ø price 5 days Ø volume 5 days (pcs.)	2,735.40 USD (1,367,031,060)
Ø price 30 days Ø volume 30 days (pcs.)	2,660.79 USD (1,267,602,119)
Ø price 100 days Ø volume 100 days (pcs.)	2,514.57 USD (1,164,317,066)
Ø price 250 days Ø volume 250 days (pcs.)	2,297.36 USD (1,145,523,422)
YTD High date	2,758.54 USD (2024/07/10)
YTD Low date	2,196.91 USD (2024/01/05)
52 Weeks High date	2,758.54 USD (2024/07/10)
52 Weeks Low date	1,932.10 USD (2023/10/27)

Composition





















Name  ISIN	Price	Diff %  Diff +/-	Performance 	Date Time	Turnover Pc.  Turnover Money 
3M COMPANY US88579Y1010	103.31	0.57% 0.59		24/07/16 22:00:02	3,609,174 371,146,770.03
ABBOTT LABS US0028241000	102.72	-0.23% -0.24		24/07/16 22:00:13	7,656,931 787,453,813.24
ABBVIE INC. US00287Y1091	169.20	0.70% 1.17		24/07/16 22:01:37	3,829,646 646,871,048.14
ACCENTURE PLC IE00B4BNMY34	325.00	2.24% 7.13		24/07/16 22:00:02	3,640,693 1,176,008,917.56
ADOBE INC. US00724F1012	566.54	0.15% 0.83		24/07/16 22:00:00	1,539,875 871,436,377.04
ADVANCED MICRO DEVICES IN... US0079031078	177.55	-1.26% -2.27		24/07/16 22:00:00	40,633,058 7,180,132,348.68
ALPHABET INC. CLASS C US02079K1079	185.50	-1.43% -2.69		24/07/16 22:00:00	12,760,102 2,380,214,677.82
ALTRIA GROUP INC. US02209S1033	48.03	0.65% 0.31		24/07/16 22:00:02	6,205,367 297,831,963.47
AMAZON.COM INC. US0231351067	193.02	0.16% 0.30		24/07/16 22:00:00	33,994,714 6,584,765,882.89
AMERICAN EXPRESS CO US0258161092	249.63	2.31% 5.63		24/07/16 22:00:02	3,074,640 762,656,296.12
AMERICAN INTERNATIONAL GR... US0268747849	78.29	0.86% 0.67		24/07/16 22:00:02	3,874,219 302,464,149.86
AMERICAN TOWER CORP US03027X1000	210.15	0.63% 1.31		24/07/16 22:00:02	1,329,375 278,484,200.50
AMGEN INC. US0311621009	333.14	0.91% 2.99		24/07/16 22:00:00	1,879,457 626,339,295.60
APPLE INC US0378331005	234.82	0.17% 0.41		24/07/16 22:00:00	43,234,278 10,130,735,323.46
AT&T INC. US00206R1023	18.85	1.45% 0.27		24/07/16 22:00:07	23,923,649 449,518,080.88
BANK OF AMERICA CORP. US0605051046	44.13	5.35% 2.24		24/07/16 22:00:02	75,953,347 3,327,767,389.41
BANK OF NEW YORK MELLON C... US0640581007	65.02	-1.05% -0.69		24/07/16 22:00:02	5,198,256 339,523,249.97
BERKSHIRE HATHAWAY INC. C... US0846707026	438.90	1.03% 4.48		24/07/16 22:00:48	4,293,707 1,878,345,129.71
BLACKROCK INC. US09247X1019	843.94	2.55% 20.98		24/07/16 22:00:02	744,760 623,983,272.51
BOEING CO., THE US0970231058	186.05	3.87% 6.94		24/07/16 22:00:02	8,546,392 1,580,966,945.08
BOOKING HOLDINGS INC. US09857L1089	4,119.09	0.76% 31.09		24/07/16 22:00:00	144,394 595,989,448.85
BRISTOL-MYERS SQUIBB CO. US1101221083	41.20	2.62% 1.05		24/07/16 22:00:02	13,739,604 562,666,336.58
BROADCOM INC. US11135F1012	169.375	-1.19% -2.05		24/07/16 22:00:00	22,244,943 3,751,682,373.72
CAPITAL ONE FINANCIAL COR... US14040H1059	149.56	3.42% 4.95		24/07/16 22:00:02	3,796,875 563,488,078.90
CATERPILLAR INC US1491231015	360.58	4.28% 14.81		24/07/16 22:00:02	4,636,980 1,656,507,326.36

CHARLES SCHWAB CORP. US8085131055	67.43	-10.18% -7.64		24/07/16 22:00:02	34,310,850 2,357,634,862.52
CHARTER COMMUN INC US16119P1084	327.42	0.87% 2.83		24/07/16 22:00:00	1,516,696 493,628,997.16
CHEVRON CORPORATION US1667641005	157.77	-0.17% -0.27		24/07/16 22:00:20	6,924,187 1,090,595,385.97
CISCO SYSTEMS INC US17275R1023	47.42	0.04% 0.02		24/07/16 22:00:00	17,037,334 807,635,794.10
CITIGROUP INC US1729674242	67.27	3.27% 2.13		24/07/16 22:00:02	21,170,239 1,412,065,791.96
COCA-COLA CO US1912161007	64.27	1.36% 0.86		24/07/16 22:00:02	9,025,066 578,588,469.82
COLGATE-PALMOLIVE CO US1941621039	97.40	0.15% 0.15		24/07/16 22:00:02	2,859,982 278,399,494.04
COMCAST CORP. CLASS A US20030N1019	39.61	1.72% 0.67		24/07/16 22:00:00	18,541,181 732,004,905.48
CONOCOPHILLIPS US20825C1045	115.19	0.54% 0.62		24/07/16 22:00:02	4,633,690 532,812,445.54
COSTCO WHOLESALE US22160K1051	850.77	0.24% 2.04		24/07/16 22:00:00	1,687,592 1,428,344,566.62
CVS HEALTH CORPORATION US1266501006	60.06	2.37% 1.39		24/07/16 22:00:02	9,724,216 581,543,735.60
DANAHER CORP. US2358511028	252.14	2.40% 5.91		24/07/16 22:00:02	2,754,056 690,813,294.89
DEERE & CO US2441991054	377.51	1.57% 5.84		24/07/16 22:00:02	1,733,075 653,138,362.15
DOW INC. US2605571031	54.70	2.68% 1.43		24/07/16 22:00:02	3,730,010 203,201,431.81
DUKE ENERGY CORP US26441C2044	106.53	1.15% 1.21		24/07/16 22:00:02	3,056,995 325,514,115.69
ELI LILLY AND COMPANY US5324571083	941.60	-0.93% -8.86		24/07/16 22:00:02	2,111,799 1,999,582,325.97
EMERSON ELECTRIC CO. US2910111044	118.87	1.62% 1.90		24/07/16 22:00:02	2,423,704 288,041,729.77
EXXON MOBIL CORPORATION US30231G1022	116.04	0.72% 0.83		24/07/16 22:00:23	13,614,050 1,574,204,692.35
FEDEX CORP US31428X1063	313.52	2.79% 8.50		24/07/16 22:00:02	2,812,578 878,170,548.09
FORD MOTOR COMPANY US3453708600	14.39	1.12% 0.16		24/07/16 22:00:14	52,040,136 746,392,089.62
GE AEROSPACE US3696043013	162.85	2.06% 3.29		24/07/16 22:00:02	6,500,748 1,054,369,599.98
GENERAL DYNAMICS CORPORAT... US3695501086	291.59	2.16% 6.17		24/07/16 22:00:02	1,125,137 326,552,764.07
GENERAL MOTORS CORP US37045V1008	49.77	0.95% 0.47		24/07/16 22:00:02	10,192,481 506,726,850.12
GILEAD SCIENCES INC. US3755581036	71.64	1.17% 0.83		24/07/16 22:00:00	5,129,668 367,350,130.14
GOLDMAN SACHS GROUP INC US38141G1040	503.02	2.19% 10.79		24/07/16 22:00:02	3,981,658 2,001,796,713.46
HOME DEPOT INC., THE US4370761029	369.12	2.97% 10.66		24/07/16 22:00:02	3,210,362 1,179,640,471.20
HONEYWELL INTERNATIONAL I... US4385161066	218.47	1.27% 2.75		24/07/16 22:00:00	2,978,471 649,426,435.82
INTEL CORP.	34.34	-0.35%		24/07/16	28,409,906

S&P 100 INDEX

US4581401001		-0.12		22:00:00	971,354,836.09
INTERNATIONAL BUS MACHINE... US4592001014	185.81	1.60% 2.93	█	24/07/16 22:00:02	3,374,526 626,803,951.38
INTUIT INC. US4612021034	666.15	1.21% 7.97	█	24/07/16 22:00:00	988,709 655,908,987.57
JOHNSON & JOHNSON US4781601046	151.01	1.19% 1.77	█	24/07/16 22:00:02	6,469,582 974,120,695.92
JPMORGAN CHASE & CO US46625H1005	213.62	1.70% 3.57	█	24/07/16 22:00:02	11,557,018 2,449,422,735.73
KRAFT HEINZ CO. US5007541064	32.84	1.70% 0.55	█	24/07/16 22:00:00	6,193,659 202,859,707.93
LINDE PLC IE000S9YS762	445.73	1.72% 7.55	█	24/07/16 22:00:00	1,173,359 522,724,333.94
LOCKHEED MARTIN CORP US5398301094	468.58	1.01% 4.70	█	24/07/16 22:00:02	736,547 344,692,246.63
LOWES COMPANIES INC. US5486611073	240.97	3.79% 8.80	█	24/07/16 22:00:02	2,356,646 564,343,747.47
MASTERCARD INC. CLASS A US57636Q1040	443.53	-0.11% -0.47		24/07/16 22:00:02	2,846,645 1,260,712,427.73
MCDONALD'S CORPORATION CO... US5801351017	257.27	2.28% 5.74	█	24/07/16 22:00:02	4,172,974 1,066,179,958.76
MEDTRONIC PLC IE00BTN1Y115	78.10	1.32% 1.02	█	24/07/16 22:00:02	6,811,206 528,866,554.14
MERCK & CO. INC. US58933Y1055	125.44	-2.09% -2.68		24/07/16 22:01:04	8,194,439 1,034,366,239.62
META PLATFORMS INC. CLASS... US30303M1027	489.79	-1.28% -6.37		24/07/16 22:00:00	14,075,833 6,915,967,392.66
METLIFE INC. US59156R1086	75.66	1.65% 1.23	█	24/07/16 22:00:02	2,745,161 207,050,508.31
MICROSOFT CORP. US5949181045	449.52	-0.98% -4.44		24/07/16 22:00:00	17,175,679 7,716,418,498.82
MONDELEZ INTERNATIONAL IN... US6092071058	65.83	2.30% 1.48	█	24/07/16 22:00:00	7,576,706 495,530,349.70
MORGAN STANLEY US6174464486	106.22	0.91% 0.96	█	24/07/16 22:01:27	16,716,422 1,775,784,989.58
NETFLIX INC US64110L1061	656.32	-0.02% -0.13		24/07/16 22:00:00	2,685,706 1,759,534,274.65
NEXTERA ENERGY INC. US65339F1012	71.90	1.31% 0.93	█	24/07/16 22:00:02	10,551,758 757,702,186.33
NIKE INC. 'B' US6541061031	72.81	2.10% 1.50	█	24/07/16 22:00:02	20,980,667 1,519,079,656.94
NVIDIA CORP. US67066G1040	126.36	-1.62% -2.08		24/07/16 22:00:00	214,769,515 27,122,868,306.24
ORACLE CORP US68389X1054	142.61	-0.32% -0.46		24/07/16 22:00:02	7,181,470 1,024,107,452.97
PAYPAL HOLDINGS INC. US70450Y1038	61.81	2.22% 1.34	█	24/07/16 22:00:00	9,198,845 566,984,231.86
PEPSICO INC. US7134481081	164.76	0.55% 0.90	█	24/07/16 22:00:00	4,461,676 733,091,502.12
PFIZER INC US7170811035	29.50	1.37% 0.40	█	24/07/16 22:01:20	26,912,145 791,545,858.41
PHILIP MORRIS INTERNATION... US7181721090	106.10	0.98% 1.03	█	24/07/16 22:00:02	2,731,570 289,001,719.39
PROCTER & GAMBLE CO US7427181091	166.95	1.44% 2.37	█	24/07/16 22:01:13	6,378,312 1,060,736,482.03

S&P 100 INDEX

QUALCOMM INC. US7475251036	209.64	0.70% 1.46		24/07/16 22:00:00	5,998,488 1,253,004,499.76
RTX CORP. US75513E1010	103.68	2.03% 2.06		24/07/16 22:00:02	4,341,192 448,544,311.63
SALESFORCE INC. US79466L3024	256.03	1.25% 3.17		24/07/16 22:00:02	4,780,386 1,220,345,453.56
SIMON PROPERTY GROUP INC. US8288061091	151.51	0.97% 1.45		24/07/16 22:00:02	1,584,621 239,318,685.58
SOUTHERN CO. US8425871071	81.12	1.34% 1.07		24/07/16 22:00:02	3,211,356 259,891,107.39
STARBUCKS CORP US8552441094	75.51	3.79% 2.76		24/07/16 22:00:00	14,968,743 1,111,279,529.23
T-MOBILE US INC. US8725901040	182.98	0.68% 1.23		24/07/16 22:00:00	5,437,526 994,502,688.46
TARGET CORP US87612E1064	155.01	2.45% 3.71		24/07/16 22:00:02	3,391,784 523,100,877.83
TESLA INC. US88160R1014	256.56	1.55% 3.92		24/07/16 22:00:00	126,332,470 31,968,719,028.10
TEXAS INSTRUMENTS INC US8825081040	206.62	2.41% 4.86		24/07/16 22:00:00	3,134,425 644,227,285.51
THERMO FISHER SCIENTIFIC ... US8835561023	555.42	1.97% 10.74		24/07/16 22:00:01	1,122,114 621,226,362.21
U.S. BANCORP US9029733048	43.29	2.22% 0.94		24/07/16 22:00:01	12,869,845 555,681,883.76
UNION PACIFIC CORP US9078181081	243.06	3.00% 7.07		24/07/16 22:00:02	3,417,400 826,944,971.26
UNITED PARCEL SERVICE INC... US9113121068	147.33	2.21% 3.18		24/07/16 22:04:23	3,805,311 558,956,583.71
UNITEDHEALTH GROUP INC. US91324P1021	548.87	6.50% 33.50		24/07/16 22:00:01	11,061,994 6,000,306,786.43
VERIZON COMMUNICATIONS IN... US92343V1044	41.45	1.62% 0.66		24/07/16 22:00:01	16,016,946 662,572,516.01
VISA INC. US92826C8394	269.25	0.30% 0.80		24/07/16 22:00:02	7,869,921 2,116,745,398.95
WALMART INC. US9311421039	69.99	0.55% 0.38		24/07/16 22:00:01	9,836,824 688,581,409.90
WALT DISNEY COMPANY (THE) US2546871060	98.47	1.65% 1.60		24/07/16 22:00:10	10,755,508 1,054,279,255.86
WELLS FARGO & COMPANY US9497461015	60.24	4.35% 2.51		24/07/16 22:00:23	25,577,337 1,527,630,722.50