

S&P 100 INDEX

ISIN: **US78380F1021** WKN: -

Overview

2024/07/12 17:59:20

Price

2,733.20 USD

Difference ▲ 0.72% (19.62)

General attributes

ISIN	US78380F1021
Symbol	OEX
Country	USA
Instruments in index	100
Type of index	-
Security type	Index

Top 5

Name	Price	+ - (%)	Trend
BANK OF NE...	64.48	+4.90	▲
ACCENTURE ...	310.455	+4.18	▲
FORD MOTOR...	13.947	+3.54	▲
TESLA INC.	249.51	+3.52	▲
INTEL CORP...	34.53	+3.07	▲

Intraday 1w 1m 6m 1y 3y

Flop 5

Name	Price	+ - (%)	Trend
WELLS FARG...	56.155	-6.67	▼
CITIGROUP ...	64.50	-1.84	▼
META PLATF...	505.025	-1.50	▼
BOEING CO....	181.23	-1.46	▼
GE AEROSPA...	160.14	-1.10	▼

Intraday 1w 1m 6m 1y 3y



Information about previous performance does not guarantee future performance.
Source: FactSet

Recent research

on market		
Date	Headline	Download
2024/07/12	Week Ahead	
2024/07/12	Wochenausblick	
2024/07/12	Global Equity Ratings	
2024/07/12	Aktienempfehlungen Global	
2024/07/09	Political environment weighs on outlook	



More information on countries & regions

➤ Markets by Region

Details

2024/07/12 17:59:20

Price

2,733.20 USD

Difference



0.72% (19.62)

General attributes

ISIN US78380F1021

Symbol OEX

Country USA

Security type Index

Instruments in index 100

Market data

Open 2,714.27 USD

High 2,737.40 USD

Low 2,713.25 USD

Close (prev. day) 2,713.58 USD

Trading volume (m) 594,811,147

Volume (pcs) 1,621,494,455,581

Performance and Risk

	6m	1y	3y
Perf (%)	+20.50%	+31.79%	+35.28%
Perf (abs.)	+461.62	+654.61	+707.66
Beta	-	-	-
Volatility	11.99	12.16	18.09























Information about previous performance does not guarantee future performance.

Source: FactSet

Price data

Ø price 5 days Ø volume 5 days (pcs.)	2,728.94 USD (1,316,243,805)
Ø price 30 days Ø volume 30 days (pcs.)	2,638.96 USD (1,258,964,617)
Ø price 100 days Ø volume 100 days (pcs.)	2,504.30 USD (1,154,761,525)
Ø price 250 days Ø volume 250 days (pcs.)	2,289.91 USD (1,143,430,492)
YTD High date	2,758.54 USD (2024/07/10)
YTD Low date	2,196.91 USD (2024/01/05)
52 Weeks High date	2,758.54 USD (2024/07/10)
52 Weeks Low date	1,932.10 USD (2023/10/27)

Composition

Name  ISIN	Price	Diff %  Diff +/-	Performance 	Date Time	Turnover Pc.  Turnover Money 
3M COMPANY US88579Y1010	104.31	1.05% 1.08		24/07/12 17:59:13	1,208,080 126,338,960.86
ABBOTT LABS US0028241000	104.33	0.14% 0.15		24/07/12 17:59:16	1,163,296 121,656,494.58
ABBVIE INC. US00287Y1091	170.29	0.22% 0.38		24/07/12 17:59:04	1,085,035 185,346,743.03
ACCENTURE PLC IE00B4BNMY34	310.45	4.18% 12.46		24/07/12 17:59:21	1,399,279 429,933,881.16
ADOBE INC. US00724F1012	557.54	-0.02% -0.09		24/07/12 17:59:13	772,813 431,381,365.03
ADVANCED MICRO DEVICES IN... US0079031078	185.37	1.89% 3.43		24/07/12 17:59:21	24,204,609 4,448,255,623.38
ALPHABET INC. CLASS C US02079K1079	187.04	-0.14% -0.26		24/07/12 17:59:19	4,806,596 900,674,536.01
ALTRIA GROUP INC. US02209S1033	47.58	1.06% 0.50		24/07/12 17:59:02	2,237,076 105,982,298.07
AMAZON.COM INC. US0231351067	194.66	-0.20% -0.39		24/07/12 17:59:21	12,273,233 2,391,720,017.58
AMERICAN EXPRESS CO US0258161092	239.55	0.34% 0.80		24/07/12 17:59:15	777,477 185,625,914.76
AMERICAN INTERNATIONAL GR... US0268747849	77.24	0.36% 0.28		24/07/12 17:59:19	905,938 69,953,602.22
AMERICAN TOWER CORP US03027X1000	210.04	1.37% 2.84		24/07/12 17:59:15	825,221 172,924,238.96
AMGEN INC. US0311621009	331.145	1.86% 6.06		24/07/12 17:59:16	646,901 212,984,464.17
APPLE INC US0378331005	231.165	1.58% 3.60		24/07/12 17:59:21	24,198,270 5,584,410,130.10
AT&T INC. US00206R1023	18.8102	-0.26% -0.05		24/07/12 17:59:20	15,185,599 283,744,323.70
BANK OF AMERICA CORP. US0605051046	41.845	0.08% 0.04		24/07/12 17:59:20	13,072,810 542,479,867.99
BANK OF NEW YORK MELLON C... US0640581007	64.48	4.90% 3.01		24/07/12 17:59:20	4,599,291 293,747,039.37
BERKSHIRE HATHAWAY INC. C... US0846707026	423.12	1.04% 4.34		24/07/12 17:59:20	1,550,590 655,877,342.17
BLACKROCK INC. US09247X1019	833.48	1.04% 8.61		24/07/12 17:59:18	188,738 156,770,161.63
BOEING CO., THE US0970231058	181.23	-1.46% -2.68		24/07/12 17:59:09	2,275,374 413,107,950.23
BOOKING HOLDINGS INC. US09857L1089	4,014.29	1.98% 77.88		24/07/12 17:59:19	56,340 225,024,957.94
BRISTOL-MYERS SQUIBB CO. US1101221083	40.595	-0.38% -0.16		24/07/12 17:59:20	5,606,680 228,258,699.75
BROADCOM INC. US11135F1012	1,719.2864	0.78% 13.34		24/07/12 17:59:14	1,111,659 1,904,337,367.16

CAPITAL ONE FINANCIAL COR... US14040H1059	138.575	-0.30% -0.42		24/07/12 17:59:14	412,190 56,971,573.11
CATERPILLAR INC US1491231015	336.89	1.74% 5.76	█	24/07/12 17:59:14	857,837 288,496,946.78
CHARLES SCHWAB CORP. US8085131055	76.21	0.17% 0.13		24/07/12 17:59:20	2,147,047 163,584,959.22
CHARTER COMMUN INC US16119P1084	308.665	1.49% 4.53	█	24/07/12 17:59:18	331,074 101,619,248.95
CHEVRON CORPORATION US1667641005	155.38	0.08% 0.12		24/07/12 17:59:17	2,108,926 327,269,200.62
CISCO SYSTEMS INC US17275R1023	47.535	1.66% 0.78	█	24/07/12 17:59:20	7,300,940 345,393,928.10
CITIGROUP INC US1729674242	64.50	-1.84% -1.21		24/07/12 17:59:20	17,111,465 1,102,771,348.54