

S&P 100 INDEX

ISIN: US78380F1021

WKN: -

Overview

2024/05/07 23:06:15

Price

2,466.20 USDDifference  0.03% (0.66)

General attributes

ISIN US78380F1021

Symbol OEX

Country USA

Instruments in index 100

Type of index -

Security type Index

Top 5

Name 	Price	+ - (%)	Trend 
SIMON PROP...	147.95	+2.43	
MERCK & CO...	130.38	+2.20	
COSTCO WHO...	771.31	+1.96	
SOUTHERN C...	76.95	+1.96	
ALPHABET I...	172.98	+1.85	

Intraday 1w 1m 6m 1y 3y

Flop 5

Name 	Price	+ - (%) 	Trend 
WALT DISNE...	105.39	-9.51	
TESLA INC.	177.81	-3.76	
NVIDIA COR...	905.54	-1.72	
CHARLES SC...	75.54	-1.72	
FORD MOTOR...	12.17	-1.46	

Intraday 1w 1m 6m 1y 3y



2,400.00

2,200.00

2,000.00

1,800.00

1,600.00

1,400.00

1,200.00

1,000.00

2020

2021

2022

2023






2024

5y



Information about previous performance does not guarantee future performance.
Source: FactSet

Recent research

on market		
Date	Headline	Download
2024/05/06	 Anzeichen für eine wirtschaftliche Wende?	
2024/05/03	 Week Ahead	
2024/05/03	 Wochenausblick	
2024/05/02	 FX markets reflect uncertain interest rate outlook	
2024/05/02	 FX-Märkte spiegeln unsicheres Zinsumfeld wider	

More information on countries & regions

➤ Markets by Region

Details

2024/05/07 23:06:15

Price

2,466.20 USDDifference  0.03% (0.66)

General attributes

ISIN US78380F1021

Symbol OEX

Country USA

Security type Index

Instruments in index 100

Market data

Open 2,466.68 USD

High 2,472.79 USD

Low 2,461.39 USD

Close (prev. day) 2,465.54 USD

Trading volume (m) 1,123,978,768

Volume (pcs) 2,774,071,639,500

Performance and Risk

	6m	1y	3y
Perf (%)	+18.92%	+29.64%	+28.50%
Perf (abs.)	+392.34	+563.82	+546.92
Beta	-	-	-
Volatility	12.26	12.51	18.15



Information about previous performance does not guarantee future performance.

Source: FactSet

Price data

Ø price 5 days Ø volume 5 days (pcs.)	2,430.58 USD (1,196,230,958)
Ø price 30 days Ø volume 30 days (pcs.)	2,425.98 USD (1,125,941,213)
Ø price 100 days Ø volume 100 days (pcs.)	2,368.89 USD (1,133,676,929)
Ø price 250 days Ø volume 250 days (pcs.)	2,189.83 USD (1,158,838,239)
YTD High date	2,492.14 USD (2024/03/21)
YTD Low date	2,196.91 USD (2024/01/05)
52 Weeks High date	2,492.14 USD (2024/03/21)
52 Weeks Low date	1,887.64 USD (2023/05/10)

Composition

Name  ISIN	Price	Diff %  Diff +/-	Performance 	Date Time	Turnover Pc.  Turnover Money 
3M COMPANY US88579Y1010	95.54	-1.09% -1.05		24/05/07 22:00:02	4,408,969 423,099,798.38
ABBOTT LABORATORIES US0028241000	106.17	0.50% 0.53		24/05/07 22:00:01	6,556,396 695,914,163.64
ABBVIE INC. US00287Y1091	162.55	-0.11% -0.18		24/05/07 22:00:02	5,301,668 862,331,400.09
ACCENTURE PLC IE00B4BNMY34	310.66	1.50% 4.60		24/05/07 22:00:02	2,483,629 771,831,639.34
ADOBE INC. US00724F1012	492.27	-0.27% -1.32		24/05/07 22:00:00	2,518,346 1,242,881,962.83
ADVANCED MICRO DEVICES IN... US0079031078	154.43	-0.87% -1.35		24/05/07 22:00:00	37,374,906 5,809,544,038.70
ALPHABET INC. CLASS C US02079K1079	172.98	1.85% 3.15		24/05/07 22:00:00	21,102,434 3,637,530,827.77
ALTRIA GROUP INC. US02209S1033	43.85	0.83% 0.36		24/05/07 22:00:02	12,052,098 528,066,344.74
AMAZON.COM INC. US0231351067	188.76	0.03% 0.06		24/05/07 22:00:00	34,048,902 6,426,615,207.62
AMERICAN EXPRESS CO US0258161092	234.66	0.14% 0.33		24/05/07 22:01:50	2,084,529 489,516,250.73
AMERICAN INTERNATIONAL GR... US0268747849	80.28	0.39% 0.31		24/05/07 22:00:01	3,644,261 292,556,773.56
AMERICAN TOWER CORP US03027X1000	181.28	1.45% 2.59		24/05/07 22:00:01	2,594,855 468,270,230.31
AMGEN INC. US0311621009	300.30	0.27% 0.82		24/05/07 22:00:00	2,452,223 737,141,046.08
APPLE INC US0378331005	182.40	0.38% 0.69		24/05/07 22:00:00	77,305,771 14,129,499,725.95
AT&T INC. US00206R1023	17.08	0.53% 0.09		24/05/07 22:02:38	28,086,765 479,889,530.35
BANK OF AMERICA CORP. US0605051046	37.84	0.40% 0.15		24/05/07 22:00:02	29,119,475 1,104,578,581.54
BANK OF NEW YORK MELLON C... US0640581007	57.40	-0.14% -0.08		24/05/07 22:00:02	2,820,108 162,223,245.81
BERKSHIRE HATHAWAY INC. C... US0846707026	406.14	0.30% 1.22		24/05/07 22:03:41	3,085,702 1,251,622,942.72
BLACKROCK INC. US09247X1019	780.92	0.81% 6.28		24/05/07 22:00:01	777,419 608,122,884.09
BOEING CO., THE US0970231058	176.71	-0.92% -1.64		24/05/07 22:00:01	5,097,451 902,163,206.00
BOOKING HOLDINGS INC. US09857L1089	3,605.41	0.19% 7.00		24/05/07 22:00:00	266,371 958,207,900.54
BRISTOL-MYERS SQUIBB CO. US1101221083	44.04	0.32% 0.14		24/05/07 22:00:02	11,026,912 485,499,858.10
BROADCOM INC. US11135F1012	1,303.11	-0.55% -7.20		24/05/07 22:00:00	1,241,283 1,620,151,903.98

S&P 100 INDEX

CAPITAL ONE FINANCIAL COR... US14040H1059	142.56	-0.54% -0.77		24/05/07 22:00:02	1,927,112 274,423,533.91
CATERPILLAR INC US1491231015	345.00	0.85% 2.90		24/05/07 22:00:02	1,965,752 680,413,846.38
CHARLES SCHWAB CORP. US8085131055	75.54	-1.72% -1.32		24/05/07 22:00:02	7,337,005 557,459,594.17
CHARTER COMMUN INC US16119P1084	268.00	-1.28% -3.47		24/05/07 22:00:00	1,219,139 330,667,723.33
CHEVRON CORPORATION US1667641005	162.67	0.23% 0.37		24/05/07 22:02:47	6,869,948 1,117,558,218.71
CISCO SYSTEMS INC US17275R1023	47.28	0.36% 0.17		24/05/07 22:00:00	14,308,160 675,922,108.12
CITIGROUP INC US1729674242	62.00	-1.29% -0.81		24/05/07 22:02:26	10,158,245 632,957,668.06