

# S&P 100 INDEX

ISIN: **US78380F1021** WKN: -

## Übersicht

06.05.2024 23:07:54

Kurs

**2.465,54** USD

Differenz ▲ 1,09% (26,68)

### Stammdaten

ISIN	US78380F1021
Symbol	OEX
Land	USA
Anzahl der enthaltenen Werte im Index	100
Index-Typ	-
Wertpapierkategorie	Index

### Top 5

Name	Kurs	+ - (%)	Trend
ELI LILLY ...	766,68	+4,31	<span style="color: green;">▲</span>
NVIDIA COR...	921,40	+3,77	<span style="color: green;">▲</span>
ADVANCED M...	155,78	+3,44	<span style="color: green;">▲</span>
NETFLIX IN...	596,97	+3,04	<span style="color: green;">▲</span>
META PLATF...	465,68	+3,04	<span style="color: green;">▲</span>

Intraday 1W 1M 6M 1J 3J

### Flop 5

Name	Kurs	+ - (%)	Trend
AMGEN INC.	299,48	-3,79	<span style="color: red;">▼</span>
AMERICAN T...	178,69	-1,68	<span style="color: red;">▼</span>
KRAFT HEIN...	35,74	-1,68	<span style="color: red;">▼</span>
T-MOBILE U...	162,37	-1,35	<span style="color: red;">▼</span>
APPLE INC	181,71	-0,91	<span style="color: gray;">↔</span>

Intraday 1W 1M 6M 1J 3J



Nähere Infos zu den Ländern &



Die Wertentwicklung der Vergangenheit lässt keine verlässlichen Rückschlüsse auf die zukünftige Entwicklung eines Finanzinstruments zu.

Quelle: FactSet

### Aktuellstes Research

Märkte	Datum	Überschrift	Download
	06.05.2024	Anzeichen für eine wirtschaftliche Wende?	
	03.05.2024	Week Ahead	
	03.05.2024	Wochenausblick	
	02.05.2024	FX markets reflect uncertain interest rate outlook	
	02.05.2024	FX-Märkte spiegeln unsicheres Zinsumfeld wider	

**Regionen**

➤ **Märkte nach Region**

## Details

06.05.2024 23:07:54

Kurs

**2.465,54** USDDifferenz  1,09% (26,68)

## Stammdaten

ISIN	US78380F1021
Symbol	OEX
Land	USA
Wertpapierkategorie	Index
Anzahl der enthaltenen Werte im Index	100

## Marktdaten

Eröffnung	2.444,53 USD
Hoch	2.465,69 USD
Tief	2.444,53 USD
Schluss Vortag	2.438,86 USD
Volumen (Mio.)	1.022.806.072
Volumen (Stück)	2.517.872.985.360

## Performance und Risiko

	6M	1J	3J
Perf (%)	+19,49%	+29,60%	+29,20%
Perf (abs.)	+402,14	+563,16	+557,27
Beta	-	-	-
Volatilität	12,26	12,54	18,16



5J

Die Wertentwicklung der Vergangenheit lässt keine verlässlichen Rückschlüsse auf die zukünftige Entwicklung eines Finanzinstruments zu.

Quelle: FactSet

## Kursdaten







Ø Kurs 5 Tage   Ø Volumen 5 Tage (Stk.)	2.414,52 USD (1.238.995.560)
Ø Kurs 30 Tage   Ø Volumen 30 Tage (Stk.)	2.425,85 USD (1.125.049.232)
Ø Kurs 100 Tage   Ø Volumen 100 Tage (Stk.)	2.366,50 USD (1.133.908.908)
Ø Kurs 250 Tage   Ø Volumen 250 Tage	2.187,55 USD (1.159.588.447)
Hoch seit 1.1.   Datum	2.492,14 USD (21.03.2024)
Tief seit 1.1.   Datum	2.196,91 USD (05.01.2024)
52 Wochen Hoch   Datum	2.492,14 USD (21.03.2024)
52 Wochen Tief   Datum	1.887,64 USD (10.05.2023)

## Enthaltene Werte




















Name  ISIN	Kurs	Diff %  Diff +/-	Performance 	Datum Zeit	Gehandelte Stück  Umsatz Geld 
3M COMPANY US88579Y1010	96,59	-0,58% -0,56		06.05.24 22:02:17	4.329.454 419.531.392,91
ABBOTT LABORATORIES US0028241000	105,64	-0,25% -0,26		06.05.24 22:00:02	3.789.737 400.061.735,97
ABBVIE INC. US00287Y1091	162,73	-0,65% -1,06		06.05.24 22:03:28	5.834.562 947.120.604,32
ACCENTURE PLC IE00B4BNMY34	306,06	0,77% 2,35		06.05.24 22:00:01	2.361.453 720.838.098,84
ADOBE INC. US00724F1012	493,59	1,52% 7,41		06.05.24 22:30:00	2.104.030 1.037.437.240,14
ADVANCED MICRO DEVICES IN... US0079031078	155,78	3,44% 5,18		06.05.24 22:30:00	44.624.546 6.917.376.586,93
ALPHABET INC. CLASS C US02079K1079	169,83	0,50% 0,84		06.05.24 22:30:00	15.147.906 2.559.521.675,47
ALTRIA GROUP INC. US02209S1033	43,49	-0,23% -0,10		06.05.24 22:00:02	9.035.436 393.317.034,21
AMAZON.COM INC. US0231351067	188,70	1,34% 2,49		06.05.24 22:30:00	34.725.295 6.495.655.555,95
AMERICAN EXPRESS CO US0258161092	234,33	1,54% 3,56		06.05.24 22:02:10	2.259.573 527.032.824,89
AMERICAN INTERNATIONAL GR... US0268747849	79,97	1,90% 1,49		06.05.24 22:00:01	4.669.060 372.577.766,31
AMERICAN TOWER CORP US03027X1000	178,69	-1,68% -3,05		06.05.24 22:00:02	2.297.894 410.942.204,44
AMGEN INC. US0311621009	299,48	-3,79% -11,81		06.05.24 22:30:00	4.717.645 1.418.334.613,56
APPLE INC US0378331005	181,71	-0,91% -1,67		06.05.24 22:30:00	78.569.667 14.289.297.096,64
AT&T INC. US00206R1023	16,99	0,83% 0,14		06.05.24 22:02:13	24.182.291 410.301.841,12
BANK OF AMERICA CORP. US0605051046	37,69	1,18% 0,44		06.05.24 22:00:02	28.422.334 1.069.353.769,36
BANK OF NEW YORK MELLON C... US0640581007	57,48	0,84% 0,48		06.05.24 22:00:02	2.402.975 137.786.840,09
BERKSHIRE HATHAWAY INC. C... US0846707026	376,75	0,16% 0,60		07.05.24 08:29:48	276 103.921,55
BLACKROCK INC. US09247X1019	774,64	1,40% 10,73		06.05.24 22:00:01	450.092 346.920.650,02
BOEING CO., THE US0970231058	178,35	-0,80% -1,44		06.05.24 22:00:02	11.913.389 2.135.347.850,40
BOOKING HOLDINGS INC. US09857L1089	3.598,41	0,59% 21,03		06.05.24 22:30:01	349.992 1.247.175.083,01
BRISTOL-MYERS SQUIBB CO. US1101221083	43,90	-0,20% -0,09		06.05.24 22:00:02	9.127.651 401.817.003,26
BROADCOM INC. US11135F1012	1.310,31	2,52% 32,20		06.05.24 22:30:01	1.628.708 2.122.804.936,78
CAPITAL ONE FINANCIAL COR... US14040H1059	143,33	0,65% 0,92		06.05.24 22:00:02	1.493.572 214.179.734,05
CATERPILLAR INC US1491231015	342,10	1,59% 5,35		06.05.24 22:00:02	1.653.860 564.387.778,29

CHARLES SCHWAB CORP. US8085131055	76,86	1,08% 0,82		06.05.24 22:00:01	4.857.630 372.093.044,05
CHARTER COMMUNICATIONS IN... US16119P1084	271,47	2,08% 5,54		06.05.24 22:30:00	1.242.626 337.468.375,16
CHEVRON CORPORATION US1667641005	162,30	1,28% 2,05		06.05.24 22:02:11	8.430.277 1.370.564.002,66
CISCO SYSTEMS INC US17275R1023	47,11	-0,02% -0,01		06.05.24 22:30:00	14.162.953 667.496.419,26
CITIGROUP INC US1729674242	62,81	2,10% 1,29		06.05.24 22:00:02	13.386.734 837.600.406,12
COCA-COLA CO US1912161007	62,35	0,29% 0,18		06.05.24 22:00:02	9.310.699 578.911.236,07
COLGATE-PALMOLIVE CO US1941621039	93,18	0,32% 0,30		06.05.24 22:00:02	3.182.027 295.827.758,36
COMCAST CORP. CLASS A US20030N1019	38,49	-0,52% -0,20		06.05.24 22:30:00	32.166.449 1.239.847.097,54
CONOCOPHILLIPS US20825C1045	114,44	-0,31% -0,36		07.05.24 08:10:41	- -
COSTCO WHOLESALE CORP US22160K1051	701,60	1,36% 9,40		07.05.24 08:11:31	- -
CVS HEALTH CORPORATION US1266501006	55,97	0,13% 0,07		06.05.24 22:00:02	16.620.136 925.806.955,94
DANAHER CORP. US2358511028	247,40	-0,39% -0,98		06.05.24 22:00:02	1.741.111 431.268.108,44
DEERE & CO US2441991054	401,84	0,22% 0,88		06.05.24 22:00:02	1.042.754 418.780.244,10
DOW INC. US2605571031	57,34	0,53% 0,30		06.05.24 22:00:02	3.862.633 220.608.043,43
DUKE ENERGY CORP US26441C2044	100,42	0,16% 0,16		06.05.24 22:00:02	3.081.700 309.135.535,28
ELI LILLY AND COMPANY US5324571083	766,68	4,31% 31,71		06.05.24 22:00:02	3.398.280 2.574.862.047,75
EMERSON ELECTRIC CO. US2910111044	106,24	-0,28% -0,30		06.05.24 22:00:02	7.467.969 791.434.168,33
EXXON MOBIL CORPORATION US30231G1022	116,75	0,65% 0,75		06.05.24 22:00:32	31.401.260 3.677.017.826,90
FEDEX CORP US31428X1063	260,29	-0,14% -0,36		06.05.24 22:00:02	929.625 242.639.426,91
FORD MOTOR COMPANY US3453708600	12,50	0,56% 0,07		06.05.24 22:00:38	29.780.308 372.757.408,19
GE AEROSPACE US3696043013	155,50	-0,32% -0,50		07.05.24 08:20:33	224 34.886,00
GENERAL DYNAMICS CORPORAT... US3695501086	269,95	1,09% 2,90		07.05.24 08:11:34	- -
GENERAL MOTORS CORP US37045V1008	45,06	0,45% 0,20		06.05.24 22:00:02	10.301.582 465.080.611,46
GILEAD SCIENCES INC. US3755581036	65,54	1,17% 0,76		06.05.24 22:30:00	7.187.265 468.012.885,86
GOLDMAN SACHS GROUP INC US38141G1040	443,67	1,25% 5,49		06.05.24 22:00:02	1.914.307 847.331.435,61
HOME DEPOT INC., THE US4370761029	342,29	-0,16% -0,56		06.05.24 22:00:02	3.366.254 1.151.857.343,76
HONEYWELL INTERNATIONAL I... US4385161066	195,00	-0,41% -0,81		06.05.24 22:30:01	2.257.722 439.993.330,39
INTEL CORP. US3758181033	30,97	0,63% 0,00		06.05.24	36.185.572

## S&amp;P 100 INDEX

US4581401001		0,19		22:30:01	1.119.167.090,43
INTERNATIONAL BUS MACHINE... US4592001014	168,61	1,75% 2,90		06.05.24 22:00:02	4.222.266 708.587.886,62
INTUIT INC. US4612021034	634,64	0,85% 5,37		06.05.24 22:30:01	802.889 507.690.987,55
JOHNSON & JOHNSON US4781601046	148,58	-0,46% -0,69		06.05.24 22:00:02	5.042.757 749.391.811,63
JPMORGAN CHASE & CO US46625H1005	192,00	0,78% 1,49		06.05.24 22:00:02	7.911.134 1.512.586.145,81
KRAFT HEINZ CO. US5007541064	35,74	-1,68% -0,61		06.05.24 22:30:01	8.570.550 306.069.209,64
LINDE PLC IE000S9YS762	426,62	0,71% 3,02		06.05.24 22:30:01	1.533.533 653.034.972,81
LOCKHEED MARTIN CORP US5398301094	462,78	0,19% 0,87		06.05.24 22:00:02	796.391 367.901.134,50
LOWES COMPANIES INC. US5486611073	214,90	-% -		07.05.24 08:11:25	- -
MASTERCARD INC. CLASS A US57636Q1040	418,25	0,71% 2,95		07.05.24 08:24:50	3 1.254,75
MCDONALD'S CORPORATION CO... US5801351017	269,30	-0,38% -1,02		06.05.24 22:00:02	2.481.336 670.406.025,09
MEDTRONIC PLC IE00BTN1Y115	81,76	0,09% 0,07		06.05.24 22:00:02	3.676.174 300.362.153,03
MERCK & CO. INC. US58933Y1055	127,57	0,05% 0,06		06.05.24 22:03:25	6.551.962 834.863.669,52
META PLATFORMS INC. CLASS... US30303M1027	465,68	3,04% 13,72		06.05.24 22:30:00	15.094.627 6.951.875.636,29
METLIFE INC. US59156R1086	71,19	1,74% 1,22		06.05.24 22:00:02	3.154.131 223.843.333,36
MICROSOFT CORP. US5949181045	413,54	1,69% 6,88		06.05.24 22:30:00	16.996.639 6.986.615.561,80
MONDELEZ INTERNATIONAL IN... US6092071058	69,93	0,06% 0,04		06.05.24 22:30:00	5.653.400 394.222.523,67
MORGAN STANLEY US6174464486	94,79	1,23% 1,15		06.05.24 22:00:02	5.105.096 482.091.963,08
NETFLIX INC US64110L1061	596,97	3,04% 17,63		06.05.24 22:30:01	3.686.337 2.182.570.402,55
NEXTERA ENERGY INC. US65339F1012	71,25	1,58% 1,11		06.05.24 22:00:02	14.042.124 996.683.922,20
NIKE INC. 'B' US6541061031	93,36	1,31% 1,21		06.05.24 22:00:02	6.696.303 622.663.782,25
NVIDIA CORP. US67066G1040	921,40	3,77% 33,51		06.05.24 22:30:01	37.620.255 34.369.427.863,08
ORACLE CORP US68389X1054	118,34	2,19% 2,54		06.05.24 22:00:02	6.052.397 710.377.161,00
PAYPAL HOLDINGS INC. US70450Y1038	65,61	-0,14% -0,09		06.05.24 22:30:00	11.257.563 737.213.145,11
PEPSICO INC. US7134481081	175,82	-0,19% -0,33		06.05.24 22:30:00	3.576.284 628.365.305,88
PFIZER INC US7170811035	28,16	1,26% 0,35		06.05.24 22:00:52	59.899.707 1.686.705.722,36
PHILIP MORRIS INTERNATION... US7181721090	97,45	0,05% 0,05		06.05.24 22:00:02	4.517.746 439.326.221,32
PROCTER & GAMBLE CO US7427181091	164,44	-0,01% -0,02		06.05.24 22:00:02	5.472.549 898.306.725,47

## S&amp;P 100 INDEX

QUALCOMM INC. US7475251036	181,85	1,23% 2,21		06.05.24 22:30:00	6.980.071 1.266.897.969,34
RAYTHEON TECHNOLOGIES COR... US75513E1010	101,91	0,50% 0,51		06.05.24 22:00:01	3.408.663 347.393.627,50
SALESFORCE INC. US79466L3024	255,25	0,45% 1,15		07.05.24 08:11:25	- -
SIMON PROPERTY GROUP INC. US8288061091	144,44	1,06% 1,51		06.05.24 22:00:02	1.598.753 230.903.579,00
SOUTHERN CO. US8425871071	75,47	-0,50% -0,38		06.05.24 22:01:12	8.062.133 610.183.313,72
STARBUCKS CORP US8552441094	72,90	-0,29% -0,21		06.05.24 22:30:01	18.632.225 1.364.876.591,71
T-MOBILE US INC. US8725901040	162,37	-1,35% -2,23		06.05.24 22:30:00	6.022.396 978.322.970,59
TARGET CORP US87612E1064	158,35	0,20% 0,31		06.05.24 22:00:01	3.314.545 523.140.206,74
TESLA INC. US88160R1014	184,76	1,97% 3,57		06.05.24 22:30:01	84.390.253 15.569.535.029,01
TEXAS INSTRUMENTS INC US8825081040	166,90	0,64% 1,06		07.05.24 08:17:09	- -
THERMO FISHER SCIENTIFIC ... US8835561023	534,40	-% -		07.05.24 08:11:25	- -
U.S. BANCORP US9029733048	41,82	0,99% 0,41		06.05.24 22:00:01	6.430.201 268.648.294,26
UNION PACIFIC CORP US9078181081	239,21	-0,48% -1,15		06.05.24 22:00:01	1.527.724 366.204.718,49
UNITED PARCEL SERVICE INC... US9113121068	146,67	0,16% 0,24		06.05.24 22:00:01	2.073.763 304.268.122,18
UNITEDHEALTH GROUP INC. US91324P1021	494,38	0,39% 1,93		06.05.24 22:00:01	2.029.503 1.001.361.471,08
VERIZON COMMUNICATIONS IN... US92343V1044	39,33	1,13% 0,44		06.05.24 22:00:01	13.348.833 523.956.647,06
VISA INC. US92826C8394	272,67	1,56% 4,18		06.05.24 22:00:02	3.958.721 1.074.832.492,95
WALMART INC. US9311421039	59,87	0,08% 0,05		06.05.24 22:00:01	11.119.402 663.892.429,12
WALT DISNEY COMPANY (THE) US2546871060	116,47	2,47% 2,81		06.05.24 22:00:37	16.303.234 1.892.584.489,98
WELLS FARGO & COMPANY US9497461015	60,19	0,42% 0,25		06.05.24 22:00:30	16.240.271 978.018.418,50