

# S&P 100 INDEX

ISIN: **US78380F1021** WKN: -

## Overview

2024/05/07 16:50:26	
<b>Price</b>	<b>2,468.00</b> USD
<b>Difference</b>	<span style="color: green;">▲</span> 0.10% (2.46)
<b>General attributes</b>	
ISIN	US78380F1021
Symbol	OEX
Country	USA
Instruments in index	100
Type of index	-
Security type	Index
<b>Market data</b>	
Open	2,466.68 USD
High	2,470.83 USD
Low	2,464.61 USD
Close (prev. day)	2,465.54 USD
Trading volume (m)	294,826,207
Volume (pcs)	727,606,012,662



Information about previous performance does not guarantee future performance.  
Source: FactSet

### Top 5

Name	Price	+ - (%)	Trend
SIMON PROP...	150.4601	+4.17	<span style="color: green;">▲</span>
ACCENTURE	311.37	+1.73	<span style="color: green;">▲</span>
...			
CATERPILLA...	347.73	+1.65	<span style="color: green;">▲</span>
UNION PACI...	242.80	+1.50	<span style="color: green;">▲</span>
TEXAS INST...	182.99	+1.45	<span style="color: green;">▲</span>


Intraday | 1w | 1m | 6m | 1y | 3y

### Recent research

on market		
Date	Headline	Download
2024/05/06	Anzeichen für eine wirtschaftliche Wende?	
2024/05/03	Week Ahead	
2024/05/03	Wochenausblick	
2024/05/02	FX markets reflect uncertain interest rate outlook	
2024/05/02	FX-Märkte spiegeln unsicheres Zinsumfeld wider	

### Flop 5

Name	Price	+ - (%)	Trend
WALT DISNE...	105.245	-9.64	<span style="color: red;">▼</span>
TESLA INC.	179.75	-2.71	<span style="color: red;">▼</span>
NVIDIA COR...	900.555	-2.26	<span style="color: red;">▼</span>
STARBUCKS	72.4025	-0.68	<span style="color: grey;">▶</span>
...			

EXXON MOBI... 116.035 -0.61 

Intraday 1w 1m 6m 1y 3y

**Futures and Options**

Related Futures -

Related Options -

## Details

2024/05/07 16:50:26

## Price

**2,468.00** USDDifference  0.10% (2.46)

## General attributes

ISIN	US78380F1021
Symbol	OEX
Country	USA
Security type	Index
Instruments in index	100

## Market data

Open	2,466.68 USD
High	2,470.83 USD
Low	2,464.61 USD
Close (prev. day)	2,465.54 USD
Trading volume (m)	294,826,207
Volume (pcs)	727,606,012,662

## Performance and Risk

	6m	1y	3y
Perf (%)	+19.49%	+29.60%	+29.20%
Perf (abs.)	+402.14	+563.16	+557.27
Beta	-	-	-
Volatility	12.26	12.54	18.16













Information about previous performance does not guarantee future performance.  
Source: FactSet

## Price data

Ø price 5 days   Ø volume 5 days (pcs.)	2,414.52 USD (1,238,995,560)
Ø price 30 days   Ø volume 30 days (pcs.)	2,425.85 USD (1,125,049,232)
Ø price 100 days   Ø volume 100 days (pcs.)	2,366.50 USD (1,133,908,908)
Ø price 250 days   Ø volume 250 days (pcs.)	2,187.55 USD (1,159,588,447)
YTD High   date	2,492.14 USD (2024/03/21)
YTD Low   date	2,196.91 USD (2024/01/05)
52 Weeks High   date	2,492.14 USD (2024/03/21)
52 Weeks Low   date	1,887.64 USD (2023/05/10)

## Composition





















Name  ISIN	Price	Diff %  Diff +/-	Performance 	Date Time	Turnover Pc.  Turnover Money 
3M COMPANY US88579Y1010	96.88	0.30% 0.29		24/05/07 16:50:26	786,400 75,947,101.75
ABBOTT LABORATORIES US0028241000	105.85	0.20% 0.21		24/05/07 16:50:22	804,822 85,363,678.42
ABBVIE INC. US00287Y1091	163.17	0.27% 0.44		24/05/07 16:50:25	844,316 138,009,638.92
ACCENTURE PLC IE00B4BNMY34	311.37	1.73% 5.31		24/05/07 16:50:26	559,460 173,585,388.65
ADOBE INC. US00724F1012	495.63	0.41% 2.04		24/05/07 16:50:21	604,023 297,905,294.42
ADVANCED MICRO DEVICES IN... US0079031078	156.42	0.41% 0.64		24/05/07 16:50:27	13,766,065 2,144,274,915.15
ALPHABET INC. CLASS C US02079K1079	172.25	1.42% 2.42		24/05/07 16:50:27	7,539,515 1,294,120,773.82
ALTRIA GROUP INC. US02209S1033	43.775	0.66% 0.28		24/05/07 16:50:26	1,789,548 78,388,385.33
AMAZON.COM INC. US0231351067	188.8545	0.08% 0.15		24/05/07 16:50:26	9,702,936 1,831,594,949.19
AMERICAN EXPRESS CO US0258161092	233.925	-0.17% -0.41		24/05/07 16:50:19	476,481 111,745,385.17
AMERICAN INTERNATIONAL GR... US0268747849	80.40	0.54% 0.43		24/05/07 16:50:22	536,483 43,133,248.85
AMERICAN TOWER CORP US03027X1000	180.27	0.88% 1.58		24/05/07 16:50:20	790,313 141,843,118.00
AMGEN INC. US0311621009	301.52	0.68% 2.04		24/05/07 16:50:21	541,749 163,226,947.61
APPLE INC US0378331005	182.73	0.56% 1.02		24/05/07 16:50:27	28,445,715 5,221,467,448.43
AT&T INC. US00206R1023	17.07	0.47% 0.08		24/05/07 16:50:25	7,410,697 127,069,115.92
BANK OF AMERICA CORP. US0605051046	38.07	1.01% 0.38		24/05/07 16:50:27	8,567,531 325,339,874.32
BANK OF NEW YORK MELLON C... US0640581007	57.785	0.53% 0.31		24/05/07 16:50:22	489,289 28,280,674.64
BERKSHIRE HATHAWAY INC. C... US0846707026	405.8889	0.24% 0.97		24/05/07 16:50:21	717,755 291,194,513.79
BLACKROCK INC. US09247X1019	785.215	1.37% 10.58		24/05/07 16:50:22	179,081 140,043,745.00
BOEING CO., THE US0970231058	177.265	-0.61% -1.09		24/05/07 16:50:24	1,764,450 312,288,974.28
BOOKING HOLDINGS INC. US09857L1089	3,586.10	-0.34% -12.31		24/05/07 16:50:12	80,011 286,276,818.71
BRISTOL-MYERS SQUIBB CO. US1101221083	44.02	0.27% 0.12		24/05/07 16:50:14	2,350,991 103,621,643.46
BROADCOM INC. US11135F1012	1,310.70	0.03% 0.39		24/05/07 16:50:23	338,098 442,661,465.33
CAPITAL ONE FINANCIAL COR... US14040H1059	143.25	-0.06% -0.08		24/05/07 16:50:23	136,257 19,573,132.53
CATERPILLAR INC US1491231015	347.73	1.65% 5.63		24/05/07 16:50:25	437,545 151,459,054.03

CHARLES SCHWAB CORP. US8085131055	76.52	-0.44% -0.34		24/05/07 16:50:24	1,027,915 78,741,143.01
CHARTER COMMUN INC US16119P1084	273.745	0.84% 2.28		24/05/07 16:50:20	128,020 35,002,070.72
CHEVRON CORPORATION US1667641005	162.19	-0.07% -0.11		24/05/07 16:50:27	1,237,882 201,173,280.71
CISCO SYSTEMS INC US17275R1023	47.27	0.34% 0.16		24/05/07 16:50:13	2,412,789 114,190,367.81
CITIGROUP INC US1729674242	62.835	0.04% 0.03		24/05/07 16:50:27	2,456,569 154,108,876.32
COCA-COLA CO US1912161007	62.525	0.28% 0.18		24/05/07 16:50:25	1,906,621 119,357,353.29
COLGATE-PALMOLIVE CO US1941621039	93.51	0.35% 0.33		24/05/07 16:50:10	601,100 56,225,600.88
COMCAST CORP. CLASS A US20030N1019	38.605	0.30% 0.12		24/05/07 16:50:26	5,711,798 220,141,187.45
CONOCOPHILLIPS US20825C1045	124.25	0.57% 0.70		24/05/07 16:50:26	502,125 62,404,655.33
COSTCO WHOLESALE CORP US22160K1051	766.79	1.37% 10.34		24/05/07 16:50:27	419,920 320,452,677.38
CVS HEALTH CORPORATION US1266501006	56.60	1.13% 0.63		24/05/07 16:50:27	4,036,967 226,920,466.27
DANAHER CORP. US2358511028	247.18	-0.09% -0.22		24/05/07 16:50:21	341,921 84,481,021.99
DEERE & CO US2441991054	405.33	0.87% 3.49		24/05/07 16:49:51	146,134 59,260,606.60
DOW INC. US2605571031	57.46	0.21% 0.12		24/05/07 16:50:25	649,860 37,374,637.61
DUKE ENERGY CORP US26441C2044	101.72	1.29% 1.30		24/05/07 16:50:21	761,946 77,025,370.96
ELI LILLY AND COMPANY US5324571083	773.915	0.94% 7.24		24/05/07 16:50:22	835,706 642,979,337.34
EMERSON ELECTRIC CO. US2910111044	107.34	1.04% 1.10		24/05/07 16:50:17	2,837,319 302,046,486.65
EXXON MOBIL CORPORATION US30231G1022	116.04	-0.61% -0.71		24/05/07 16:50:27	5,140,591 599,616,551.50
FEDEX CORP US31428X1063	259.90	-0.15% -0.39		24/05/07 16:50:16	191,774 49,925,386.00
FORD MOTOR COMPANY US3453708600	12.365	0.12% 0.02		24/05/07 16:50:26	7,753,538 95,956,439.78
GE AEROSPACE US3696043013	169.11	0.68% 1.14		24/05/07 16:50:24	865,643 145,521,256.78
GENERAL DYNAMICS CORPORAT... US3695501086	291.89	0.18% 0.51		24/05/07 16:50:01	109,366 31,969,308.58
GENERAL MOTORS CORP US37045V1008	45.67	1.35% 0.61		24/05/07 16:50:22	2,516,737 114,883,412.45
GILEAD SCIENCES INC. US3755581036	65.64	0.15% 0.10		24/05/07 16:50:19	864,559 56,657,418.06
GOLDMAN SACHS GROUP INC US38141G1040	447.15	0.78% 3.48		24/05/07 16:50:22	448,402 199,906,908.41
HOME DEPOT INC., THE US4370761029	343.20	0.27% 0.91		24/05/07 16:50:22	502,441 172,971,324.07
HONEYWELL INTERNATIONAL I... US4385161066	196.77	0.91% 1.77		24/05/07 16:50:02	320,586 62,952,126.16
INTEL CORP. US3758181038	31.195	0.73% 0.11		24/05/07 16:50:02	9,602,113 11,111,111.11

## S&amp;P 100 INDEX

US4581401001		0.23		16:50:27	299,801,434.18
INTERNATIONAL BUS MACHINE... US4592001014	168.935	0.19% 0.33		24/05/07 16:50:24	583,751 98,625,435.97
INTUIT INC. US4612021034	636.435	0.28% 1.80		24/05/07 16:50:09	180,417 114,546,146.97
JOHNSON & JOHNSON US4781601046	149.18	0.40% 0.60		24/05/07 16:50:21	1,061,086 158,471,940.20
JPMORGAN CHASE & CO US46625H1005	192.67	0.35% 0.67		24/05/07 16:50:27	2,200,500 423,364,611.98
KRAFT HEINZ CO. US5007541064	35.845	0.29% 0.11		24/05/07 16:50:22	1,336,528 47,990,300.54
LINDE PLC IE000S9YS762	429.44	0.66% 2.82		24/05/07 16:50:20	364,010 156,248,489.21
LOCKHEED MARTIN CORP US5398301094	464.70	0.41% 1.92		24/05/07 16:49:51	158,559 73,704,402.65
LOWES COMPANIES INC. US5486611073	233.52	0.79% 1.82		24/05/07 16:50:22	310,608 72,554,037.52
MASTERCARD INC. CLASS A US57636Q1040	449.795	0.09% 0.43		24/05/07 16:50:26	544,859 245,463,265.65
MCDONALD'S CORPORATION CO... US5801351017	269.25	-0.02% -0.05		24/05/07 16:50:20	496,301 133,897,373.11
MEDTRONIC PLC IE00BTN1Y115	82.01	0.31% 0.25		24/05/07 16:50:26	1,143,209 93,729,948.66
MERCK & CO. INC. US58933Y1055	128.51	0.74% 0.94		24/05/07 16:50:20	1,329,165 170,295,981.29
META PLATFORMS INC. CLASS... US30303M1027	465.20	-0.10% -0.48		24/05/07 16:50:25	3,635,563 1,687,377,697.26
METLIFE INC. US59156R1086	71.44	0.35% 0.25		24/05/07 16:50:26	450,477 32,252,861.85
MICROSOFT CORP. US5949181045	412.5824	-0.23% -0.96		24/05/07 16:50:25	4,077,966 1,683,249,223.02
MONDELEZ INTERNATIONAL IN... US6092071058	70.61	0.97% 0.68		24/05/07 16:50:23	726,636 51,218,060.05
MORGAN STANLEY US6174464486	95.60	0.85% 0.81		24/05/07 16:50:25	1,621,246 154,342,500.97
NETFLIX INC US64110L1061	600.31	0.56% 3.34		24/05/07 16:50:26	931,109 555,565,939.43
NEXTERA ENERGY INC. US65339F1012	71.70	0.63% 0.45		24/05/07 16:50:25	2,805,562 200,872,007.02
NIKE INC. 'B' US6541061031	94.29	1.00% 0.93		24/05/07 16:50:26	2,094,051 196,533,404.06
NVIDIA CORP. US67066G1040	900.65	-2.25% -20.75		24/05/07 16:50:27	16,509,853 14,910,534,149.50
ORACLE CORP US68389X1054	119.00	0.56% 0.66		24/05/07 16:50:23	1,203,650 142,438,282.80
PAYPAL HOLDINGS INC. US70450Y1038	66.13	0.79% 0.52		24/05/07 16:50:25	2,246,208 148,593,420.31
PEPSICO INC. US7134481081	177.26	0.82% 1.44		24/05/07 16:50:25	526,645 93,321,619.29
PFIZER INC US7170811035	28.295	0.48% 0.14		24/05/07 16:50:27	9,398,664 266,366,909.61
PHILIP MORRIS INTERNATION... US7181721090	97.74	0.30% 0.29		24/05/07 16:50:22	457,804 44,816,931.77
PROCTER & GAMBLE CO US7427181091	165.37	0.57% 0.93		24/05/07 16:50:25	1,892,215 312,684,452.25

## S&amp;P 100 INDEX

QUALCOMM INC. US7475251036	183.94	1.15% 2.09		24/05/07 16:50:26	1,166,407 213,170,867.09
RTX CORPORATION US75513E1010	102.795	0.87% 0.89		24/05/07 16:50:24	653,844 67,036,892.02
SALESFORCE INC. US79466L3024	278.33	0.98% 2.70		24/05/07 16:50:22	833,892 230,795,707.03
SIMON PROPERTY GROUP INC. US8288061091	150.4601	4.17% 6.02		24/05/07 16:50:25	609,859 91,064,606.17
SOUTHERN CO. US8425871071	76.26	1.05% 0.79		24/05/07 16:50:26	2,805,636 212,554,112.84
STARBUCKS CORP US8552441094	72.4025	-0.68% -0.50		24/05/07 16:50:25	5,970,689 432,341,221.68
T-MOBILE US INC. US8725901040	161.73	-0.39% -0.64		24/05/07 16:50:14	836,152 135,717,899.42
TARGET CORP US87612E1064	160.53	1.38% 2.18		24/05/07 16:50:21	936,976 150,886,958.55
TESLA INC. US88160R1014	179.72	-2.73% -5.04		24/05/07 16:50:27	28,518,915 5,127,097,877.74
TEXAS INSTRUMENTS INC US8825081040	182.99	1.45% 2.62		24/05/07 16:50:24	1,001,961 182,870,642.17
THERMO FISHER SCIENTIFIC ... US8835561023	573.145	-0.07% -0.41		24/05/07 16:50:15	340,339 194,695,738.35
U.S. BANCORP US9029733048	41.72	-0.24% -0.10		24/05/07 16:50:26	1,549,044 64,728,412.57
UNION PACIFIC CORP US9078181081	242.80	1.50% 3.59		24/05/07 16:50:22	290,012 70,053,867.85
UNITED PARCEL SERVICE INC... US9113121068	147.06	0.27% 0.39		24/05/07 16:50:20	757,955 111,538,106.24
UNITEDHEALTH GROUP INC. US91324P1021	497.33	0.60% 2.95		24/05/07 16:50:24	1,240,358 614,515,480.59
VERIZON COMMUNICATIONS IN... US92343V1044	39.245	-0.22% -0.09		24/05/07 16:50:26	2,477,152 97,683,905.77
VISA INC. US92826C8394	274.525	0.68% 1.86		24/05/07 16:50:22	1,145,899 314,082,495.95
WALMART INC. US9311421039	60.645	1.29% 0.78		24/05/07 16:50:27	3,956,936 239,482,863.93
WALT DISNEY COMPANY (THE) US2546871060	105.2446	-9.64% -11.23		24/05/07 16:50:27	25,213,716 2,693,247,387.39
WELLS FARGO & COMPANY US9497461015	60.385	0.32% 0.20		24/05/07 16:50:25	2,840,833 171,642,731.95