

S&P 100 INDEX

ISIN: **US78380F1021** WKN: -

Übersicht

06.05.2024 17:25:13

Kurs

2.452,49 USD

Differenz ▲ 0,56% (13,63)

Stammdaten

ISIN	US78380F1021
Symbol	OEX
Land	USA
Anzahl der enthaltenen Werte im Index	100
Index-Typ	-
Wertpapierkategorie	Index

Top 5

Name	Kurs	+ - (%)	Trend
NVIDIA COR...	917,70	+3,36	▲
ADVANCED M...	155,6299	+3,34	▲
CHARTER CO...	272,45	+2,45	▲
ELI LILLY ...	752,51	+2,39	▲
NETFLIX IN...	592,1033	+2,20	▲

Intraday **1W** 1M 6M 1J 3J

Flop 5

Name	Kurs	+ - (%)	Trend
AMGEN INC.	299,12	-3,91	▼
KRAFT HEIN...	35,61	-2,04	▼
AMERICAN T...	178,55	-1,76	▼
T-MOBILE U...	162,70	-1,15	▼
ABBVIE INC...	161,935	-1,13	▼

Intraday **1W** 1M 6M 1J 3J



Die Wertentwicklung der Vergangenheit lässt keine verlässlichen Rückschlüsse auf die zukünftige Entwicklung eines Finanzinstruments zu.

Quelle: FactSet

Aktuellstes Research

Märkte	Datum	Überschrift	Download
	06.05.2024	Anzeichen für eine wirtschaftliche Wende?	
	03.05.2024	Week Ahead	
	03.05.2024	Wochenausblick	
	02.05.2024	FX markets reflect uncertain interest rate outlook	
	02.05.2024	FX-Märkte spiegeln unsicheres Zinsumfeld wider	

**Nähere Infos zu den Ländern &
Regionen**

➤ Märkte nach Region

Details

06.05.2024 17:25:13

Kurs

2.452,49 USDDifferenz  0,56% (13,63)

Stammdaten

ISIN	US78380F1021
Symbol	OEX
Land	USA
Wertpapierkategorie	Index
Anzahl der enthaltenen Werte im Index	100

Marktdaten

Eröffnung	2.444,53 USD
Hoch	2.454,28 USD
Tief	2.444,53 USD
Schluss Vortag	2.438,86 USD
Volumen (Mio.)	322.056.032
Volumen (Stück)	789.459.106.829

Performance und Risiko

	6M	1J	3J
Perf (%)	+18,69%	+29,79%	+28,04%
Perf (abs.)	+383,98	+559,72	+534,08
Beta	-	-	-
Volatilität	12,19	12,61	18,14



Die Wertentwicklung der Vergangenheit lässt keine verlässlichen Rückschlüsse auf die zukünftige Entwicklung eines Finanzinstruments zu.

Quelle: FactSet

Kursdaten





















Ø Kurs 5 Tage Ø Volumen 5 Tage (Stk.)	2.406,20 USD (1.280.477.302)
Ø Kurs 30 Tage Ø Volumen 30 Tage (Stk.)	2.426,06 USD (1.124.818.516)
Ø Kurs 100 Tage Ø Volumen 100 Tage (Stk.)	2.363,99 USD (1.135.653.493)
Ø Kurs 250 Tage Ø Volumen 250 Tage	2.185,36 USD (1.160.288.625)
Hoch seit 1.1. Datum	2.492,14 USD (21.03.2024)
Tief seit 1.1. Datum	2.196,91 USD (05.01.2024)
52 Wochen Hoch Datum	2.492,14 USD (21.03.2024)
52 Wochen Tief Datum	1.858,95 USD (04.05.2023)

Enthaltene Werte

Name  ISIN	Kurs	Diff %  Diff /-	Performance 	Datum Zeit	Gehandelte Stück  Umsatz Geld 
3M COMPANY US88579Y1010	97,0259	-0,13% -0,12		06.05.24 17:25:12	936.141 91.017.025,59
ABBOTT LABORATORIES US0028241000	105,50	-0,38% -0,40		06.05.24 17:25:14	661.119 69.925.181,36
ABBVIE INC. US00287Y1091	161,935	-1,13% -1,86		06.05.24 17:25:00	1.827.505 296.521.575,00
ACCENTURE PLC IE00B4BNMY34	304,20	0,16% 0,49		06.05.24 17:24:57	555.707 169.773.545,26
ADOBE INC. US00724F1012	492,99	1,40% 6,81		06.05.24 17:24:52	690.889 340.559.607,41
ADVANCED MICRO DEVICES IN... US0079031078	155,6299	3,34% 5,03		06.05.24 17:25:13	20.299.777 3.140.167.504,47
ALPHABET INC. CLASS C US02079K1079	168,67	-0,19% -0,32		06.05.24 17:25:14	5.486.661 925.886.133,70
ALTRIA GROUP INC. US02209S1033	43,5518	-0,09% -0,04		06.05.24 17:24:57	2.329.089 101.531.135,90
AMAZON.COM INC. US0231351067	186,96	0,40% 0,75		06.05.24 17:25:14	13.435.086 2.498.897.755,36
AMERICAN EXPRESS CO US0258161092	231,67	0,39% 0,90		06.05.24 17:25:14	655.407 152.456.310,97
AMERICAN INTERNATIONAL GR... US0268747849	79,66	1,50% 1,18		06.05.24 17:25:14	1.116.554 88.734.174,24
AMERICAN TOWER CORP US03027X1000	178,55	-1,76% -3,19		06.05.24 17:25:11	490.147 88.289.446,51
AMGEN INC. US0311621009	299,12	-3,91% -12,17		06.05.24 17:25:01	1.731.359 524.034.777,99
APPLE INC US0378331005	181,995	-0,76% -1,39		06.05.24 17:25:14	29.024.579 5.298.010.471,56
AT&T INC. US00206R1023	17,00	0,89% 0,15		06.05.24 17:25:12	7.718.398 131.108.540,91
BANK OF AMERICA CORP. US0605051046	37,48	0,62% 0,23		06.05.24 17:25:14	8.419.804 316.367.957,66
BANK OF NEW YORK MELLON C... US0640581007	57,00	0,00% 0,00		06.05.24 17:25:12	405.368 23.214.119,95
BERKSHIRE HATHAWAY INC. C... US0846707026	401,91	0,26% 1,04		06.05.24 17:25:12	1.455.804 585.024.335,30
BLACKROCK INC. US09247X1019	767,225	0,43% 3,32		06.05.24 17:24:47	123.211 94.685.447,07
BOEING CO., THE US0970231058	181,075	0,71% 1,29		06.05.24 17:25:10	1.678.873 304.831.564,18
BOOKING HOLDINGS INC. US09857L1089	3.545,00	-0,91% -32,38		06.05.24 17:24:55	109.645 389.031.032,28
BRISTOL-MYERS SQUIBB CO. US1101221083	43,99	0,00% 0,00		06.05.24 17:25:12	2.630.939 116.449.349,16
BROADCOM INC. US11135F1012	1.293,00	1,17% 14,89		06.05.24 17:25:10	393.861 509.186.177,47
CAPITAL ONE FINANCIAL COR... US14040H1059	143,19	0,55% 0,78		06.05.24 17:25:08	336.277 48.371.194,51
CATERPILLAR INC US1491231015	339,761	0,89% 3,01		06.05.24 17:25:14	389.083 132.591.348,74

CHARLES SCHWAB CORP. US8085131055	76,19	0,20% 0,15		06.05.24 17:25:13	1.242.511 94.912.772,66
CHARTER COMMUNICATIONS IN... US16119P1084	272,45	2,45% 6,52	█	06.05.24 17:25:06	207.008 55.854.962,13
CHEVRON CORPORATION US1667641005	162,968	1,70% 2,72	█	06.05.24 17:25:10	2.697.973 439.076.571,69
CISCO SYSTEMS INC US17275R1023	47,145	0,05% 0,03		06.05.24 17:25:14	2.730.390 129.137.652,68
CITIGROUP INC US1729674242	62,26	1,20% 0,74	█	06.05.24 17:25:14	3.411.827 212.206.878,69
COCA-COLA CO US1912161007	61,9911	-0,29% -0,18		06.05.24 17:25:02	2.016.736 125.237.897,66
COLGATE-PALMOLIVE CO US1941621039	92,83	-0,05% -0,05		06.05.24 17:25:07	841.445 78.126.033,28
COMCAST CORP. CLASS A US20030N1019	38,74	0,13% 0,05		06.05.24 17:25:14	3.633.313 140.904.958,34
CONOCOPHILLIPS US20825C1045	124,89	2,18% 2,66	█	06.05.24 17:25:12	1.182.775 147.391.400,23
COSTCO WHOLESALE CORP US22160K1051	749,2395	0,72% 5,34	█	06.05.24 17:25:06	415.149 310.887.085,60
CVS HEALTH CORPORATION US1266501006	55,535	-0,65% -0,37		06.05.24 17:25:11	4.461.527 248.223.684,43
DANAHER CORP. US2358511028	248,03	-0,14% -0,35		06.05.24 17:23:03	388.732 96.646.262,60
DEERE & CO US2441991054	400,80	-0,04% -0,16		06.05.24 17:25:02	265.243 106.995.267,90
DOW INC. US2605571031	56,81	-0,40% -0,23		06.05.24 17:25:03	1.355.316 77.397.617,35
DUKE ENERGY CORP US26441C2044	100,035	-0,22% -0,23		06.05.24 17:25:02	563.454 56.489.449,14
ELI LILLY AND COMPANY US5324571083	752,51	2,39% 17,54	█	06.05.24 17:24:55	1.042.964 779.815.905,51
EMERSON ELECTRIC CO. US2910111044	105,82	-0,68% -0,72		06.05.24 17:25:12	2.672.145 284.375.605,12
EXXON MOBIL CORPORATION US30231G1022	117,335	1,15% 1,34	█	06.05.24 17:25:13	6.250.408 732.962.842,34
FEDEX CORP US31428X1063	261,28	0,24% 0,63		06.05.24 17:24:49	143.418 37.567.419,50
FORD MOTOR COMPANY US3453708600	12,49	0,48% 0,06	█	06.05.24 17:25:14	9.650.110 121.156.208,14
GE AEROSPACE US3696043013	167,24	1,91% 3,13	█	06.05.24 17:25:12	1.461.314 243.757.023,85
GENERAL DYNAMICS CORPORAT... US3695501086	289,77	0,57% 1,63	█	06.05.24 17:25:11	121.976 35.376.067,59
GENERAL MOTORS CORP US37045V1008	45,142	0,63% 0,28	█	06.05.24 17:25:11	3.945.094 178.339.436,79
GILEAD SCIENCES INC. US3755581036	64,425	-0,55% -0,36		06.05.24 17:25:03	1.458.853 94.519.586,60
GOLDMAN SACHS GROUP INC US38141G1040	441,10	0,67% 2,92	█	06.05.24 17:25:04	612.327 270.843.098,16
HOME DEPOT INC., THE US4370761029	341,935	-0,27% -0,92		06.05.24 17:25:03	839.213 287.926.394,63
HONEYWELL INTERNATIONAL I... US4385161066	194,845	-0,49% -0,97		06.05.24 17:25:03	424.759 83.185.838,89
INTEL CORP.	30,845	0,23%		06.05.24	11.045.147

S&P 100 INDEX

US4581401001		0,07		17:25:14	342.796.178,78
INTERNATIONAL BUS MACHINE... US4592001014	167,2599	0,94% 1,55		06.05.24 17:25:14	915.630 152.852.284,03
INTUIT INC. US4612021034	628,67	-0,10% -0,60		06.05.24 17:24:45	167.040 105.210.329,44
JOHNSON & JOHNSON US4781601046	148,19	-0,72% -1,08		06.05.24 17:25:11	1.380.830 205.861.940,53
JPMORGAN CHASE & CO US46625H1005	189,93	-0,30% -0,58		06.05.24 17:25:14	1.989.769 380.072.194,99
KRAFT HEINZ CO. US5007541064	35,61	-2,04% -0,74		06.05.24 17:25:14	2.299.665 82.373.426,22
LINDE PLC IE000S9YS762	423,56	-0,01% -0,04		06.05.24 17:25:14	411.822 175.354.546,59
LOCKHEED MARTIN CORP US5398301094	461,45	-0,10% -0,46		06.05.24 17:25:10	160.377 74.103.347,62
LOWES COMPANIES INC. US5486611073	232,505	0,16% 0,38		06.05.24 17:25:06	450.926 105.249.405,66
MASTERCARD INC. CLASS A US57636Q1040	446,592	0,68% 3,01		06.05.24 17:25:04	793.229 355.616.315,09
MCDONALD'S CORPORATION CO... US5801351017	270,86	0,20% 0,54		06.05.24 17:25:03	779.353 211.377.588,07
MEDTRONIC PLC IE00BTN1Y115	81,3626	-0,40% -0,33		06.05.24 17:25:13	935.739 76.545.131,02
MERCK & CO. INC. US58933Y1055	127,39	-0,09% -0,12		06.05.24 17:25:11	2.036.127 259.386.342,29
META PLATFORMS INC. CLASS... US30303M1027	458,87	1,53% 6,91		06.05.24 17:25:13	4.941.690 2.254.364.274,74
METLIFE INC. US59156R1086	70,66	0,98% 0,69		06.05.24 17:25:13	687.132 48.622.281,70
MICROSOFT CORP. US5949181045	409,66	0,74% 3,00		06.05.24 17:25:12	5.037.649 2.056.117.936,06
MONDELEZ INTERNATIONAL IN... US6092071058	69,615	-0,39% -0,28		06.05.24 17:25:07	1.300.495 90.716.607,37
MORGAN STANLEY US6174464486	94,18	0,58% 0,54		06.05.24 17:25:13	1.364.677 128.950.689,01
NETFLIX INC US64110L1061	592,1033	2,20% 12,76		06.05.24 17:25:04	1.276.762 749.577.094,77
NEXTERA ENERGY INC. US65339F1012	70,85	1,01% 0,71		06.05.24 17:25:13	3.372.319 238.482.707,96
NIKE INC. 'B' US6541061031	92,63	0,52% 0,48		06.05.24 17:25:11	1.759.005 163.265.794,19
NVIDIA CORP. US67066G1040	917,70	3,36% 29,81		06.05.24 17:25:14	18.393.156 16.705.651.188,78
ORACLE CORP US68389X1054	116,73	0,80% 0,93		06.05.24 17:25:01	1.682.485 195.669.046,88
PAYPAL HOLDINGS INC. US70450Y1038	65,45	-0,38% -0,25		06.05.24 17:25:13	4.234.461 277.104.733,40
PEPSICO INC. US7134481081	175,68	-0,27% -0,47		06.05.24 17:25:04	666.810 117.253.762,84
PFIZER INC US7170811035	28,04	0,83% 0,23		06.05.24 17:25:13	11.736.449 329.752.801,30
PHILIP MORRIS INTERNATION... US7181721090	96,938	-0,47% -0,46		06.05.24 17:24:57	573.877 55.782.009,16
PROCTER & GAMBLE CO US7427181091	163,47	-0,60% -0,99		06.05.24 17:25:06	1.293.985 212.343.305,01

S&P 100 INDEX

QUALCOMM INC. US7475251036	181,66	1,12% 2,02	█	06.05.24 17:25:12	1.634.756 296.346.831,02
RAYTHEON TECHNOLOGIES COR... US75513E1010	101,855	0,45% 0,46	█	06.05.24 17:25:10	755.326 76.966.449,71
SALESFORCE INC. US79466L3024	274,72	0,39% 1,06	█	06.05.24 17:25:09	825.975 227.936.642,93
SIMON PROPERTY GROUP INC. US8288061091	143,815	0,62% 0,89	█	06.05.24 17:25:02	407.787 58.913.186,10
SOUTHERN CO. US8425871071	75,73	-0,16% -0,12	█	06.05.24 17:25:12	1.554.618 117.560.637,82
STARBUCKS CORP US8552441094	73,235	0,17% 0,13	█	06.05.24 17:25:07	6.576.549 483.723.655,93
T-MOBILE US INC. US8725901040	162,70	-1,15% -1,90	█	06.05.24 17:25:14	1.856.366 302.607.018,65
TARGET CORP US87612E1064	156,7715	-0,80% -1,27	█	06.05.24 17:25:13	697.980 109.795.238,58
TESLA INC. US88160R1014	182,9732	0,98% 1,78	█	06.05.24 17:25:14	41.680.155 7.709.290.785,47
TEXAS INSTRUMENTS INC US8825081040	179,71	0,45% 0,80	█	06.05.24 17:24:59	888.899 159.963.562,27
THERMO FISHER SCIENTIFIC ... US8835561023	574,375	0,35% 2,00	█	06.05.24 17:24:19	230.342 132.368.367,45
U.S. BANCORP US9029733048	41,77	0,87% 0,36	█	06.05.24 17:25:06	1.166.573 48.699.531,71
UNION PACIFIC CORP US9078181081	239,98	-0,16% -0,38	█	06.05.24 17:25:10	318.775 76.684.042,19
UNITED PARCEL SERVICE INC... US9113121068	146,45	0,01% 0,02	█	06.05.24 17:25:02	446.855 65.755.528,19
UNITEDHEALTH GROUP INC. US91324P1021	493,25	0,16% 0,80	█	06.05.24 17:25:07	426.148 210.288.583,27
VERIZON COMMUNICATIONS IN... US92343V1044	39,185	0,76% 0,30	█	06.05.24 17:25:12	2.572.434 100.745.078,13
VISA INC. US92826C8394	270,86	0,88% 2,37	█	06.05.24 17:25:12	1.061.448 287.267.730,31
WALMART INC. US9311421039	59,585	-0,39% -0,24	█	06.05.24 17:25:13	3.152.486 188.073.060,12
WALT DISNEY COMPANY (THE) US2546871060	115,74	1,83% 2,08	█	06.05.24 17:25:13	5.070.766 585.438.547,27
WELLS FARGO & COMPANY US9497461015	60,1999	0,43% 0,26	█	06.05.24 17:25:11	4.311.840 260.967.464,04