

S&P 100 INDEX

ISIN: **US78380F1021** WKN: -

Overview

2024/05/03 23:26:08

Price

2,438.86 USD

Difference ▲ 1.48% (35.54)

General attributes

ISIN	US78380F1021
Symbol	OEX
Country	USA
Instruments in index	100
Type of index	-
Security type	Index

Top 5

Name	Price	+ - (%)	Trend
AMGEN INC.	311.29	+11.82	▲
APPLE INC	183.38	+5.98	▲
NVIDIA COR...	887.89	+3.46	▲
BROADCOM	1,278.11	+3.19	▲
I...			
ADVANCED M...	150.60	+3.04	▲

Intraday 1w 1m 6m 1y 3y

Flop 5

Name	Price	+ - (%)	Trend
ELI LILLY ...	734.97	-2.77	▼
STARBUCKS ...	73.11	-2.43	▼
PAYPAL HOL...	65.70	-1.91	▼
MCDONALD'S...	270.31	-1.09	▼
KRAFT HEIN...	36.35	-1.01	▼

Intraday 1w 1m 6m 1y 3y



Information about previous performance does not guarantee future performance. Source: FactSet

Recent research

on market		
Date	Headline	Download
2024/05/03	Week Ahead	Download
2024/05/03	Wochenausblick	Download
2024/05/02	FX markets reflect uncertain interest rate outlook	Download
2024/05/02	FX-Märkte spiegeln unsicheres Zinsumfeld wider	Download
2024/05/02	Fed continues to wait for price pressure to ease	Download

More information on countries & regions

➤ Markets by Region

Details

2024/05/03 23:26:08

Price

2,438.86 USDDifference  1.48% (35.54)

General attributes

ISIN	US78380F1021
Symbol	OEX
Country	USA
Security type	Index
Instruments in index	100

Market data

Open	2,436.92 USD
High	2,443.21 USD
Low	2,424.22 USD
Close (prev. day)	2,403.32 USD
Trading volume (m)	1,192,891,775
Volume (pcs)	2,908,859,485,048

Performance and Risk

	6m	1y	3y
Perf (%)	+18.69%	+29.79%	+28.04%
Perf (abs.)	+383.98	+559.72	+534.08
Beta	-	-	-
Volatility	12.19	12.61	18.14









Information about previous performance does not guarantee future performance.
Source: FactSet

Price data

Ø price 5 days Ø volume 5 days (pcs.)	2,406.20 USD (1,280,477,302)
Ø price 30 days Ø volume 30 days (pcs.)	2,426.06 USD (1,124,818,516)
Ø price 100 days Ø volume 100 days (pcs.)	2,363.99 USD (1,135,653,493)
Ø price 250 days Ø volume 250 days (pcs.)	2,185.36 USD (1,160,288,625)
YTD High date	2,492.14 USD (2024/03/21)
YTD Low date	2,196.91 USD (2024/01/05)
52 Weeks High date	2,492.14 USD (2024/03/21)
52 Weeks Low date	1,858.95 USD (2023/05/04)

Composition

Name  ISIN	Price	Diff %  Diff +/-	Performance 	Date Time	Turnover Pc.  Turnover Money 
3M COMPANY US88579Y1010	97.15	0.35% 0.34		24/05/03 22:00:02	4,818,713 468,781,865.00
ABBOTT LABORATORIES US0028241000	105.90	-0.02% -0.02		24/05/03 22:00:01	3,610,492 382,447,817.93
ABBVIE INC. US00287Y1091	163.79	1.85% 2.98		24/05/03 22:00:02	5,850,102 955,202,667.65
ACCENTURE PLC IE00B4BNMY34	303.71	1.12% 3.37		24/05/03 22:00:01	2,767,141 839,902,728.40
ADOBE INC. US00724F1012	486.18	2.02% 9.61		24/05/03 22:30:00	2,833,186 1,372,075,551.03
ADVANCED MICRO DEVICES IN... US0079031078	150.60	3.04% 4.44		24/05/03 22:15:00	49,361,081 7,375,398,867.93
ALPHABET INC. CLASS C US02079K1079	168.99	0.31% 0.53		24/05/03 22:15:00	22,767,056 3,818,068,403.30
ALTRIA GROUP INC. US02209S1033	43.59	-0.89% -0.39		24/05/03 22:00:02	11,228,966 489,544,854.75
AMAZON.COM INC. US0231351067	186.21	0.81% 1.49		24/05/03 22:15:00	39,172,004 7,302,752,290.42
AMERICAN EXPRESS CO US0258161092	230.77	-0.74% -1.73		24/05/03 22:01:03	3,203,304 739,728,300.08
AMERICAN INTERNATIONAL GR... US0268747849	78.48	0.49% 0.38		24/05/03 22:00:02	6,715,711 523,099,926.15
AMERICAN TOWER CORP US03027X1000	181.78	1.19% 2.14		24/05/03 22:00:07	3,130,327 571,067,723.10
AMGEN INC. US0311621009	311.29	11.82% 32.90		24/05/03 22:15:00	9,644,682 3,022,151,340.72
APPLE INC US0378331005	183.38	5.98% 10.35		24/05/03 22:15:00	163,224,109 30,093,203,164.45
AT&T INC. US00206R1023	16.85	0.18% 0.03		24/05/03 22:01:48	24,023,192 404,085,156.81
BANK OF AMERICA CORP. US0605051046	37.24	0.98% 0.36		24/05/03 22:00:07	34,082,662 1,269,752,142.20
BANK OF NEW YORK MELLON C... US0640581007	57.00	0.71% 0.40		24/05/03 22:00:02	2,214,001 126,006,204.42
BERKSHIRE HATHAWAY INC. C... US0846707026	400.87	0.07% 0.27		24/05/03 22:01:48	4,130,994 1,658,199,406.71
BLACKROCK INC. US09247X1019	763.91	0.91% 6.91		24/05/03 22:00:02	558,283 427,486,097.28
BOEING CO., THE US0970231058	179.79	0.53% 0.94		24/05/03 22:00:02	5,416,251 970,882,233.40
BOOKING HOLDINGS INC. US09857L1089	3,577.38	3.01% 104.47		24/05/03 22:30:01	534,715 1,943,641,127.69
BRISTOL-MYERS SQUIBB CO. US1101221083	43.99	0.66% 0.29		24/05/03 22:00:01	12,104,489 531,935,238.34
BROADCOM INC. US11135F1012	1,278.11	3.19% 39.54		24/05/03 22:30:01	2,489,755 3,167,774,270.27

S&P 100 INDEX

CAPITAL ONE FINANCIAL COR... US14040H1059	142.41	0.42% 0.60	█	24/05/03 22:00:01	1,638,256 233,463,729.54
CATERPILLAR INC US1491231015	336.75	0.39% 1.31	█	24/05/03 22:00:01	1,977,087 666,598,740.79
CHARLES SCHWAB CORP. US8085131055	76.06	0.97% 0.73	█	24/05/03 22:00:07	5,414,614 411,037,729.48
CHARTER COMMUN INC US16119P1084	265.93	1.50% 3.93	█	24/05/03 22:30:00	865,841 230,528,293.92
CHEVRON CORPORATION US1667641005	160.25	-0.30% -0.48	█	24/05/03 22:01:54	11,664,505 1,856,461,142.01
CISCO SYSTEMS INC US17275R1023	47.12	0.71% 0.33	█	24/05/03 22:30:00	17,935,302 844,844,761.31
CITIGROUP INC US1729674242	61.52	0.84% 0.51	█	24/05/03 22:00:02	11,048,877 681,142,933.87