

S&P 100 INDEX

ISIN: US78380F1021

WKN: -

Overview

2024/05/02 23:40:58

Price

2,403.32 USDDifference  1.02% (24.35)

General attributes

ISIN US78380F1021

Symbol OEX

Country USA

Instruments in index 100

Type of index -

Security type Index

Top 5

Name	Price	+ - (%)	Trend
QUALCOMM I...	180.23	+9.88	
BOEING CO....	178.85	+4.29	
NVIDIA COR...	858.11	+3.38	
AMAZON.COM...	184.72	+3.28	
AMERICAN I...	78.10	+3.02	

Intraday 1w 1m 6m 1y 3y

Flo 5










Name	Price	+ - (%)	Trend
LINDE PLC	419.62	-5.20	
ELI LILLY ...	755.91	-2.68	
METLIFE IN...	70.24	-2.28	
CVS HEALTH...	55.15	-2.06	
CONOCOPHIL...	122.25	-1.68	

Intraday 1w 1m 6m 1y 3y



Information about previous performance does not guarantee future performance.
Source: FactSet

Recent research

on market			Download
Date	Headline		
2024/05/02	 FX markets reflect uncertain interest rate outlook		
2024/05/02	 FX-Märkte spiegeln unsicheres Zinsumfeld wider		
2024/05/02	 Fed continues to wait for price pressure to ease		
2024/05/02	 Fed wartet weiter auf Rückgang des Preisdrucks		
2024/04/29	 Wie reagiert die Fed auf die jüngsten Daten?		

More information on countries & regions

➤ Markets by Region

Details

2024/05/02 23:40:58

Price

2,403.32 USDDifference  1.02% (24.35)

General attributes

ISIN	US78380F1021
Symbol	OEX
Country	USA
Security type	Index
Instruments in index	100

Market data

Open	2,395.45 USD
High	2,407.33 USD
Low	2,377.78 USD
Close (prev. day)	2,378.97 USD
Trading volume (m)	1,213,875,523
Volume (pcs)	2,915,135,121,348

Performance and Risk

	6m	1y	3y
Perf (%)	+17.86%	+27.00%	+26.44%
Perf (abs.)	+364.26	+510.99	+502.49
Beta	-	-	-
Volatility	12.04	12.56	18.13



Information about previous performance does not guarantee future performance.
Source: FactSet

Price data

Ø price 5 days Ø volume 5 days (pcs.)	2,402.09 USD (1,300,882,680)
Ø price 30 days Ø volume 30 days (pcs.)	2,427.46 USD (1,119,201,040)
Ø price 100 days Ø volume 100 days (pcs.)	2,361.62 USD (1,149,426,493)
Ø price 250 days Ø volume 250 days (pcs.)	2,183.28 USD (1,160,476,748)
YTD High date	2,492.14 USD (2024/03/21)
YTD Low date	2,196.91 USD (2024/01/05)
52 Weeks High date	2,492.14 USD (2024/03/21)
52 Weeks Low date	1,858.95 USD (2023/05/04)

Composition

Name  ISIN	Price	Diff %  Diff +/-	Performance 	Date Time	Turnover Pc.  Turnover Money 
3M COMPANY US88579Y1010	96.81	-1.66% -1.63		24/05/02 22:01:19	6,317,061 613,785,851.46
ABBOTT LABORATORIES US0028241000	105.92	-0.35% -0.37		24/05/02 22:00:02	3,708,515 392,133,662.10
ABBVIE INC. US00287Y1091	160.81	-0.56% -0.91		24/05/02 22:00:02	5,904,251 944,515,447.01
ACCENTURE PLC IE00B4BNMY34	300.34	0.56% 1.68		24/05/02 22:00:01	2,684,185 805,847,933.75
ADOBE INC. US00724F1012	476.57	1.53% 7.18		24/05/02 22:00:00	2,516,422 1,193,331,518.99
ADVANCED MICRO DEVICES IN... US0079031078	146.16	1.36% 1.96		24/05/02 22:00:01	50,034,730 7,238,168,227.08
ALPHABET INC. CLASS C US02079K1079	168.46	1.75% 2.91		24/05/02 22:00:00	17,041,119 2,854,553,480.42
ALTRIA GROUP INC. US02209S1033	43.98	0.37% 0.16		24/05/02 22:00:01	9,054,913 398,459,829.91
AMAZON.COM INC. US0231351067	184.72	3.28% 5.86		24/05/02 22:00:00	54,303,510 9,948,061,641.94
AMERICAN EXPRESS CO US0258161092	232.50	0.45% 1.04		24/05/02 22:02:44	2,734,874 635,684,529.52
AMERICAN INTERNATIONAL GR... US0268747849	78.10	3.02% 2.29		24/05/02 22:00:02	6,490,296 505,621,536.33
AMERICAN TOWER CORP US03027X1000	179.64	1.58% 2.80		24/05/02 22:00:02	3,278,182 585,063,476.48
AMGEN INC. US0311621009	278.39	0.36% 0.99		24/05/02 22:00:00	3,177,473 897,537,189.33
APPLE INC US0378331005	173.18	2.29% 3.88		24/05/02 22:00:01	94,214,915 16,442,760,239.11
AT&T INC. US00206R1023	16.82	-0.59% -0.10		24/05/02 22:01:06	32,204,956 541,877,285.28
BANK OF AMERICA CORP. US0605051046	36.88	-0.16% -0.06		24/05/02 22:00:02	34,860,256 1,286,176,042.53
BANK OF NEW YORK MELLON C... US0640581007	56.60	0.25% 0.14		24/05/02 22:00:02	3,187,564 180,331,414.32
BERKSHIRE HATHAWAY INC. C... US0846707026	400.60	0.51% 2.02		24/05/02 22:01:28	2,679,740 1,072,028,743.95
BLACKROCK INC. US09247X1019	757.00	0.72% 5.42		24/05/02 22:00:02	632,595 478,387,709.32
BOEING CO., THE US0970231058	178.85	4.29% 7.35		24/05/02 22:00:02	10,223,730 1,808,068,259.38
BOOKING HOLDINGS INC. US09857L1089	3,472.91	1.68% 57.27		24/05/02 22:00:00	454,174 1,572,605,276.92
BRISTOL-MYERS SQUIBB CO. US1101221083	43.70	-1.15% -0.51		24/05/02 22:00:02	15,962,587 698,880,197.35
BROADCOM INC. US11135F1012	1,238.30	-0.37% -4.56		24/05/02 22:00:00	2,947,968 3,648,922,608.65

S&P 100 INDEX

CAPITAL ONE FINANCIAL COR... US14040H1059	141.81	0.12% 0.17		24/05/02 22:00:02	2,105,951 299,045,343.71
CATERPILLAR INC US1491231015	335.44	1.32% 4.37	█	24/05/02 22:00:02	2,492,004 832,468,955.75
CHARLES SCHWAB CORP. US8085131055	75.33	1.02% 0.76	█	24/05/02 22:00:01	5,591,287 419,609,373.73
CHARTER COMMUN INC US16119P1084	262.00	0.89% 2.30	█	24/05/02 22:00:00	770,864 201,743,856.85
CHEVRON CORPORATION US1667641005	160.73	0.69% 1.10	█	24/05/02 22:01:13	8,597,124 1,383,834,788.12
CISCO SYSTEMS INC US17275R1023	46.79	-0.11% -0.05		24/05/02 22:00:00	15,441,652 722,461,695.96
CITIGROUP INC US1729674242	61.54	0.31% 0.19	█	24/05/02 22:00:02	11,292,522 694,345,061.67