

S&P 100 INDEX

ISIN: **US78380F1021** WKN: -

Übersicht

01.05.2024 19:53:58

Kurs

2.382,34 USD

Differenz ▼ **-0,15%** (-3,58)

Stammdaten

ISIN	US78380F1021
Symbol	OEX
Land	USA
Anzahl der enthaltenen Werte im Index	100
Index-Typ	-
Wertpapierkategorie	Index

Top 5

Name	Kurs	+ - (%)	Trend
PFIZER INC	27,165	+6,03	▲
JOHNSON & ...	151,01	+4,44	▲
3M COMPANY	98,88	+2,46	▲
META PLATF...	438,97	+2,05	▲
AMAZON.COM...	178,56	+2,03	▲

Intraday 1W 1M 6M 1J 3J

Flop 5

Name	Kurs	+ - (%)	Trend
STARBUCKS ...	73,10	-17,39	▼
CVS HEALTH...	56,20	-17,00	▼
ADVANCED M...	144,845	-8,55	▼
KRAFT HEIN...	36,095	-6,51	▼
NVIDIA COR...	829,72	-3,97	▼

Intraday 1W 1M 6M 1J 3J



Die Wertentwicklung der Vergangenheit lässt keine verlässlichen Rückschlüsse auf die zukünftige Entwicklung eines Finanzinstruments zu.

Quelle: FactSet

Aktuellstes Research

Märkte		
Datum	Überschrift	Download
29.04.2024	Wie reagiert die Fed auf die jüngsten Daten?	
26.04.2024	Week Ahead	
26.04.2024	Wochenausblick	
26.04.2024	Global Equity Ratings	
26.04.2024	Aktienempfehlungen Global	

**Nähere Infos zu den Ländern &
Regionen**

➤ Märkte nach Region

Details

01.05.2024 19:53:58

Kurs

2.382,34 USDDifferenz  -0,15% (-3,58)

Stammdaten

ISIN	US78380F1021
Symbol	OEX
Land	USA
Wertpapierkategorie	Index
Anzahl der enthaltenen Werte im Index	100

Marktdaten

Eröffnung	2.384,37 USD
Hoch	2.386,85 USD
Tief	2.376,14 USD
Schluss Vortag	2.385,92 USD
Volumen (Mio.)	736.364.146
Volumen (Stück)	1.754.540.079.690

Performance und Risiko

	6M	1J	3J
Perf (%)	+21,25%	+24,71%	+25,52%
Perf (abs.)	+418,11	+472,80	+485,09
Beta	-	-	-
Volatilität	12,29	12,60	18,14



5J






Die Wertentwicklung der Vergangenheit lässt keine verlässlichen Rückschlüsse auf die zukünftige Entwicklung eines Finanzinstruments zu.

Quelle: FactSet

Kursdaten

Ø Kurs 5 Tage Ø Volumen 5 Tage (Stk.)	2.402,63 USD (1.308.687.403)
Ø Kurs 30 Tage Ø Volumen 30 Tage (Stk.)	2.433,39 USD (1.109.490.328)
Ø Kurs 100 Tage Ø Volumen 100 Tage (Stk.)	2.357,74 USD (1.157.337.462)
Ø Kurs 250 Tage Ø Volumen 250 Tage	2.179,46 USD (1.160.008.330)
Hoch seit 1.1. Datum	2.492,14 USD (21.03.2024)
Tief seit 1.1. Datum	2.196,91 USD (05.01.2024)
52 Wochen Hoch Datum	2.492,14 USD (21.03.2024)
52 Wochen Tief Datum	1.858,95 USD (04.05.2023)

Enthaltene Werte

Name  ISIN	Kurs	Diff %  Diff /-	Performance 	Datum Zeit	Gehandelte Stück  Umsatz Geld 
3M COMPANY US88579Y1010	98,88	2,46% 2,37		01.05.24 19:53:57	6.284.200 621.806.957,17
ABBOTT LABORATORIES US0028241000	106,47	0,47% 0,50		01.05.24 19:53:51	1.778.790 189.340.686,59
ABBVIE INC. US00287Y1091	162,415	-0,14% -0,23		01.05.24 19:53:56	2.040.837 332.234.012,54
ACCENTURE PLC IE00B4BNMY34	300,44	-0,16% -0,47		01.05.24 19:53:59	1.115.453 334.043.106,36
ADOBE INC. US00724F1012	468,36	1,19% 5,53		01.05.24 19:53:50	1.112.850 517.203.525,95
ADVANCED MICRO DEVICES IN... US0079031078	144,845	-8,55% -13,54		01.05.24 19:53:59	58.987.195 8.619.567.168,56
ALPHABET INC. CLASS C US02079K1079	166,14	0,91% 1,50		01.05.24 19:53:59	12.257.732 2.042.291.028,97
ALTRIA GROUP INC. US02209S1033	43,94	0,30% 0,13		01.05.24 19:53:30	3.275.607 143.970.927,76
AMAZON.COM INC. US0231351067	178,56	2,03% 3,56		01.05.24 19:53:59	52.971.057 9.505.243.613,04
AMERICAN EXPRESS CO US0258161092	232,20	-0,78% -1,83		01.05.24 19:53:52	2.071.813 482.829.705,42
AMERICAN INTERNATIONAL GR... US0268747849	75,64	0,44% 0,33		01.05.24 19:53:53	1.868.044 141.547.053,15
AMERICAN TOWER CORP US03027X1000	173,85	1,33% 2,29		01.05.24 19:53:58	1.336.135 231.912.361,71
AMGEN INC. US0311621009	275,69	0,64% 1,75		01.05.24 19:53:59	808.481 222.893.136,86
APPLE INC US0378331005	171,025	0,41% 0,70		01.05.24 19:53:58	20.844.502 3.560.081.499,89
AT&T INC. US00206R1023	17,01	0,71% 0,12		01.05.24 19:53:59	19.503.053 330.604.362,76
BANK OF AMERICA CORP. US0605051046	36,89	-0,32% -0,12		01.05.24 19:53:59	12.871.046 476.569.512,87
BANK OF NEW YORK MELLON C... US0640581007	56,19	-0,53% -0,30		01.05.24 19:53:54	1.304.676 73.507.926,52
BERKSHIRE HATHAWAY INC. C... US0846707026	399,635	0,73% 2,91		01.05.24 19:53:51	1.001.359 400.270.363,40
BLACKROCK INC. US09247X1019	758,17	0,47% 3,53		01.05.24 19:52:57	179.771 136.106.938,85
BOEING CO., THE US0970231058	170,47	1,57% 2,63		01.05.24 19:53:56	2.483.881 420.755.476,92
BOOKING HOLDINGS INC. US09857L1089	3.423,71	-0,82% -28,32		01.05.24 19:53:01	86.334 295.261.860,30
BRISTOL-MYERS SQUIBB CO. US1101221083	44,08	0,32% 0,14		01.05.24 19:53:57	6.647.363 292.995.219,68
BROADCOM INC. US11135F1012	1.259,42	-3,14% -40,85		01.05.24 19:53:09	1.153.289 1.458.981.839,33
CAPITAL ONE FINANCIAL COR... US14040H1059	142,44	-0,69% -0,99		01.05.24 19:53:11	786.618 111.735.975,86
CATERPILLAR INC US1491231015	331,935	-0,79% -2,64		01.05.24 19:53:49	1.506.889 501.189.203,39

CHARLES SCHWAB CORP. US8085131055	74,09	0,19% 0,14		01.05.24 19:53:53	2.665.429 196.619.695,52
CHARTER COMMUNICATIONS IN... US16119P1084	258,26	0,91% 2,32		01.05.24 19:52:44	450.653 115.951.037,88
CHEVRON CORPORATION US1667641005	159,04	-1,38% -2,23		01.05.24 19:53:54	3.301.210 527.845.495,66
CISCO SYSTEMS INC US17275R1023	47,10	0,26% 0,12		01.05.24 19:53:56	5.918.055 278.954.754,18
CITIGROUP INC US1729674242	61,09	-0,39% -0,24		01.05.24 19:53:56	6.762.667 413.873.061,88
COCA-COLA CO US1912161007	62,085	0,51% 0,32		01.05.24 19:53:54	6.123.596 377.774.094,27
COLGATE-PALMOLIVE CO US1941621039	92,16	0,26% 0,24		01.05.24 19:53:59	2.747.220 251.963.615,71
COMCAST CORP. CLASS A US20030N1019	38,16	0,13% 0,05		01.05.24 19:53:58	8.345.102 319.989.130,50
CONOCOPHILLIPS US20825C1045	123,75	-1,49% -1,87		01.05.24 19:53:58	2.308.298 287.387.145,60
COSTCO WHOLESALE CORP US22160K1051	722,9914	0,01% 0,09		01.05.24 19:53:53	574.322 413.939.791,35
CVS HEALTH CORPORATION US1266501006	56,20	-17,00% -11,51		01.05.24 19:53:59	48.847.474 2.719.789.492,61
DANAHER CORP. US2358511028	245,71	-0,37% -0,91		01.05.24 19:53:55	1.083.821 266.278.937,80
DEERE & CO US2441991054	385,3897	-1,54% -6,02		01.05.24 19:53:54	899.941 347.289.801,65
DOW INC. US2605571031	57,015	0,20% 0,12		01.05.24 19:53:56	2.043.390 116.274.062,88
DUKE ENERGY CORP US26441C2044	99,82	1,59% 1,56		01.05.24 19:53:55	2.055.828 204.248.601,72
ELI LILLY AND COMPANY US5324571083	774,105	-0,90% -7,00		01.05.24 19:53:51	1.354.506 1.050.254.531,21
EMERSON ELECTRIC CO. US2910111044	106,39	-1,29% -1,39		01.05.24 19:53:57	1.434.296 153.602.257,53
EXXON MOBIL CORPORATION US30231G1022	115,86	-2,04% -2,41		01.05.24 19:53:59	13.266.481 1.549.531.873,57
FEDEX CORP US31428X1063	260,6675	-0,42% -1,11		01.05.24 19:53:57	284.047 74.072.579,24
FORD MOTOR COMPANY US3453708600	12,18	0,25% 0,03		01.05.24 19:53:59	22.179.034 271.702.351,10
GE AEROSPACE US3696043013	160,1276	-1,05% -1,69		01.05.24 19:53:57	2.577.216 413.123.784,01
GENERAL DYNAMICS CORPORAT... US3695501086	286,58	-0,18% -0,51		01.05.24 19:53:45	343.557 98.497.579,88
GENERAL MOTORS CORP US37045V1008	44,41	-0,27% -0,12		01.05.24 19:53:58	5.752.087 257.174.686,74
GILEAD SCIENCES INC. US3755581036	65,065	-0,21% -0,14		01.05.24 19:53:59	2.537.955 165.965.689,88
GOLDMAN SACHS GROUP INC US38141G1040	427,45	0,17% 0,74		01.05.24 19:53:58	728.138 310.800.517,00
HOME DEPOT INC., THE US4370761029	331,25	-0,89% -2,97		01.05.24 19:53:50	1.087.362 360.073.797,08
HONEYWELL INTERNATIONAL I... US4385161066	194,84	1,09% 2,11		01.05.24 19:53:56	1.658.101 322.646.924,79
INTEL CORP.	30,3759	-0,31%		01.05.24	26.855.026

S&P 100 INDEX

US4581401001		-0,09		19:53:51	811.929.709,48
INTERNATIONAL BUS MACHINE... US4592001014	165,31	-0,54% -0,89		01.05.24 19:53:59	1.751.081 289.520.098,15
INTUIT INC. US4612021034	615,595	-1,60% -10,03		01.05.24 19:53:40	567.738 349.428.027,69
JOHNSON & JOHNSON US4781601046	151,01	4,44% 6,42	█	01.05.24 19:53:58	8.513.564 1.276.779.728,56
JPMORGAN CHASE & CO US46625H1005	191,955	0,11% 0,22		01.05.24 19:53:55	3.508.202 673.383.519,12
KRAFT HEINZ CO. US5007541064	36,085	-6,54% -2,53		01.05.24 19:53:59	7.657.286 277.939.668,79
LINDE PLC IE000S9YS762	445,34	0,99% 4,38	█	01.05.24 19:53:41	637.079 283.271.246,15
LOCKHEED MARTIN CORP US5398301094	463,55	-0,30% -1,38		01.05.24 19:53:51	406.405 188.118.802,60
LOWES COMPANIES INC. US5486611073	227,24	-0,33% -0,75		01.05.24 19:53:51	647.379 146.765.561,06
MASTERCARD INC. CLASS A US57636Q1040	444,96	-1,38% -6,24		01.05.24 19:53:58	2.607.912 1.161.036.638,91
MCDONALD'S CORPORATION CO... US5801351017	272,39	-0,24% -0,65		01.05.24 19:53:40	2.104.766 572.144.866,47
MEDTRONIC PLC IE00BTN1Y115	81,075	1,04% 0,84	█	01.05.24 19:53:59	1.877.840 151.731.888,85
MERCK & CO. INC. US58933Y1055	128,57	-0,50% -0,65		01.05.24 19:53:56	2.140.888 275.973.438,58
META PLATFORMS INC. CLASS... US30303M1027	438,97	2,05% 8,80	█	01.05.24 19:53:56	9.618.803 4.180.201.226,58
METLIFE INC. US59156R1086	71,845	1,08% 0,77	█	01.05.24 19:53:54	1.026.995 73.589.585,04
MICROSOFT CORP. US5949181045	394,38	1,30% 5,05	█	01.05.24 19:53:58	10.690.476 4.207.032.690,42
MONDELEZ INTERNATIONAL IN... US6092071058	70,775	-1,62% -1,17		01.05.24 19:53:56	5.862.863 413.340.911,52
MORGAN STANLEY US6174464486	91,19	0,39% 0,35		01.05.24 19:53:56	1.428.309 129.937.355,27
NETFLIX INC US64110L1061	551,84	0,22% 1,20		01.05.24 19:53:55	1.757.140 962.071.229,36
NEXTERA ENERGY INC. US65339F1012	67,995	1,53% 1,02	█	01.05.24 19:53:57	4.760.985 322.653.851,41
NIKE INC. 'B' US6541061031	90,43	-1,98% -1,83		01.05.24 19:53:58	4.751.003 430.842.372,70
NVIDIA CORP. US67066G1040	829,71	-3,97% -34,31		01.05.24 19:53:59	32.740.036 27.235.059.260,07
ORACLE CORP US68389X1054	115,17	1,25% 1,42	█	01.05.24 19:53:44	2.277.116 261.145.799,26
PAYPAL HOLDINGS INC. US70450Y1038	65,71	-3,25% -2,21		01.05.24 19:53:56	10.624.068 703.429.989,18
PEPSICO INC. US7134481081	175,28	-0,36% -0,63		01.05.24 19:53:58	1.756.559 307.358.561,92
PFIZER INC US7170811035	27,1699	6,05% 1,55	█	01.05.24 19:53:59	53.323.248 1.416.985.334,82
PHILIP MORRIS INTERNATION... US7181721090	96,32	1,45% 1,38	█	01.05.24 19:53:53	1.956.479 187.214.410,64
PROCTER & GAMBLE CO US7427181091	163,58	0,23% 0,38		01.05.24 19:53:51	3.575.183 583.423.848,03

S&P 100 INDEX

QUALCOMM INC. US7475251036	165,00	-0,51% -0,85		01.05.24 19:53:53	4.837.985 797.376.204,80
RAYTHEON TECHNOLOGIES COR... US75513E1010	101,8403	0,32% 0,32		01.05.24 19:53:58	1.510.456 153.498.100,46
SALESFORCE INC. US79466L3024	268,4975	-0,16% -0,44		01.05.24 19:53:51	1.738.745 466.152.768,57
SIMON PROPERTY GROUP INC. US8288061091	140,96	0,31% 0,43		01.05.24 19:53:34	535.234 74.999.067,97
SOUTHERN CO. US8425871071	74,55	1,43% 1,05		01.05.24 19:53:55	1.886.971 140.068.189,14
STARBUCKS CORP US8552441094	73,10	-17,39% -15,39		01.05.24 19:53:59	47.269.695 3.518.140.480,60
T-MOBILE US INC. US8725901040	165,625	0,89% 1,46		01.05.24 19:53:54	2.330.754 385.970.810,46
TARGET CORP US87612E1064	158,19	-1,73% -2,79		01.05.24 19:53:44	1.842.428 291.654.295,12
TESLA INC. US88160R1014	180,8105	-1,35% -2,47		01.05.24 19:53:59	57.622.559 10.433.747.062,90
TEXAS INSTRUMENTS INC US8825081040	175,695	-0,41% -0,73		01.05.24 19:53:58	2.720.041 476.824.885,24
THERMO FISHER SCIENTIFIC ... US8835561023	572,58	0,68% 3,86		01.05.24 19:53:21	472.376 270.178.209,33
U.S. BANCORP US9029733048	40,83	0,49% 0,20		01.05.24 19:53:55	2.479.907 101.232.318,46
UNION PACIFIC CORP US9078181081	235,805	-0,57% -1,36		01.05.24 19:53:15	620.886 146.258.070,76
UNITED PARCEL SERVICE INC... US9113121068	146,26	-0,83% -1,22		01.05.24 19:53:59	1.224.465 179.091.764,75
UNITEDHEALTH GROUP INC. US91324P1021	487,855	0,86% 4,16		01.05.24 19:53:51	1.266.998 615.152.349,55
VERIZON COMMUNICATIONS IN... US92343V1044	39,325	-0,42% -0,17		01.05.24 19:53:57	8.244.443 325.221.750,96
VISA INC. US92826C8394	269,50	0,33% 0,89		01.05.24 19:53:54	2.383.115 640.979.478,07
WALMART INC. US9311421039	59,07	-0,47% -0,28		01.05.24 19:53:58	7.241.179 427.675.043,70
WALT DISNEY COMPANY (THE) US2546871060	110,73	-0,33% -0,37		01.05.24 19:53:57	2.250.456 249.490.454,48
WELLS FARGO & COMPANY US9497461015	59,44	0,20% 0,12		01.05.24 19:53:58	6.316.822 376.695.785,45