

S&P 100 INDEX

ISIN: **US78380F1021** WKN: -

Overview

2024/04/26 23:18:18	
Price	2,418.31 USD
Difference	▲ 1.42% (33.93)
General attributes	
ISIN	US78380F1021
Symbol	OEX
Country	USA
Instruments in index	100
Type of index	-
Security type	Index
Market data	
Open	2,411.06 USD
High	2,425.32 USD
Low	2,403.32 USD
Close (prev. day)	2,384.38 USD
Trading volume (m)	1,294,918,666
Volume (pcs)	3,131,495,259,761



Information about previous performance does not guarantee future performance.
Source: FactSet

Top 5

Name	Price	+ - (%)	Trend
ALPHABET I...	173.69	+9.97	▲
NVIDIA COR...	877.35	+6.18	▲
BROADCOM I...	1,344.07	+3.84	▲
AMAZON.COM...	179.62	+3.43	▲
PAYPAL HOL...	65.96	+2.90	▲

Intraday | 1w | 1m | 6m | 1y | 3y

Recent research

Date	Headline	Download
2024/04/26	🇬🇧 Week Ahead	Download
2024/04/26	🇩🇪 Wochenausblick	Download
2024/04/26	🇬🇧 Global Equity Ratings	Download
2024/04/26	🇩🇪 Aktienempfehlungen Global	Download
2024/04/19	🇬🇧 Week Ahead	Download

Flop 5

Name	Price	+ - (%)	Trend
INTEL CORP...	31.88	-9.20	▼
ABBVIE INC...	159.62	-4.58	▼
EXXON MOBI...	117.96	-2.78	▼
METLIFE IN...	70.42	-2.06	▼
FORD MOTOR...	12.79	-1.92	▼

Intraday | 1w | 1m | 6m | 1y | 3y

Futures and Options

Related Futures -

Related Options -

Details

2024/04/26 23:18:18

Price

2,418.31 USDDifference  1.42% (33.93)

General attributes

ISIN US78380F1021

Symbol OEX

Country USA

Security type Index

Instruments in index 100

Market data

Open 2,411.06 USD

High 2,425.32 USD

Low 2,403.32 USD

Close (prev. day) 2,384.38 USD

Trading volume (m) 1,294,918,666

Volume (pcs) 3,131,495,259,761

Performance and Risk

	6m	1y	3y
Perf (%)	+24.42%	+30.12%	+27.17%
Perf (abs.)	+474.69	+559.73	+516.72
Beta	-	-	-
Volatility	12.18	12.50	18.11



Information about previous performance does not guarantee future performance.

Source: FactSet

Price data

Ø price 5 days Ø volume 5 days (pcs.)	2,395.11 USD (1,264,179,274)
Ø price 30 days Ø volume 30 days (pcs.)	2,436.25 USD (1,101,609,538)
Ø price 100 days Ø volume 100 days (pcs.)	2,352.94 USD (1,156,442,909)
Ø price 250 days Ø volume 250 days (pcs.)	2,175.28 USD (1,158,145,650)
YTD High date	2,492.14 USD (2024/03/21)
YTD Low date	2,196.91 USD (2024/01/05)
52 Weeks High date	2,492.14 USD (2024/03/21)
52 Weeks Low date	1,858.95 USD (2023/05/04)

Composition











Name  ISIN	Price	Diff %  Diff +/-	Performance 	Date Time	Turnover Pc.  Turnover Money 
3M COMPANY US88579Y1010	91.83	0.46% 0.42		24/04/26 22:00:02	4,520,901 415,172,707.77
ABBOTT LABORATORIES US0028241000	107.53	0.63% 0.67		24/04/26 22:00:02	3,575,566 384,254,524.79
ABBVIE INC. US00287Y1091	159.62	-4.58% -7.67		24/04/26 22:00:02	10,721,740 1,719,583,799.24
ACCENTURE PLC IE00B4BNMY34	308.01	-0.32% -0.99		24/04/26 22:00:01	3,371,848 1,039,266,724.89
ADOBE INC. US00724F1012	477.56	0.87% 4.12		24/04/26 22:00:00	2,460,261 1,177,962,078.48
ADVANCED MICRO DEVICES IN... US0079031078	157.40	2.37% 3.64		24/04/26 22:00:00	42,510,705 6,678,472,960.30
ALPHABET INC. CLASS C US02079K1079	173.69	9.97% 15.74		24/04/26 22:00:00	56,500,787 9,816,274,033.31
ALTRIA GROUP INC. US02209S1033	43.38	-0.37% -0.16		24/04/26 22:00:02	13,794,252 600,838,498.05
AMAZON.COM INC. US0231351067	179.62	3.43% 5.95		24/04/26 22:00:00	43,919,765 7,860,349,400.82
AMERICAN EXPRESS CO US0258161092	235.64	-0.62% -1.46		24/04/26 22:02:00	2,993,335 706,055,138.47
AMERICAN INTERNATIONAL GR... US0268747849	74.53	-0.13% -0.10		24/04/26 22:00:01	5,027,158 374,926,250.48
AMERICAN TOWER CORP US03027X1000	171.69	-0.70% -1.21		24/04/26 22:00:02	1,701,397 293,466,855.30
AMGEN INC. US0311621009	269.98	0.22% 0.60		24/04/26 22:00:00	2,436,959 658,454,744.61
APPLE INC US0378331005	169.30	-0.35% -0.59		24/04/26 22:00:00	44,838,354 7,622,215,819.43
AT&T INC. US00206R1023	16.75	1.03% 0.17		24/04/26 22:02:24	37,852,681 634,211,635.16
BANK OF AMERICA CORP. US0605051046	37.83	-0.21% -0.08		24/04/26 22:00:02	28,668,680 1,088,360,640.98
BANK OF NEW YORK MELLON C... US0640581007	57.32	0.24% 0.14		24/04/26 22:00:01	2,058,025 118,183,355.55
BERKSHIRE HATHAWAY INC. C... US0846707026	402.10	-0.69% -2.81		24/04/26 22:01:21	3,025,406 1,218,132,637.31
BLACKROCK INC. US09247X1019	762.88	0.69% 5.23		24/04/26 22:00:02	447,939 342,128,746.97
BOEING CO., THE US0970231058	167.22	0.25% 0.41		24/04/26 22:00:02	7,208,103 1,203,593,534.36
BOOKING HOLDINGS INC. US09857L1089	3,521.08	0.53% 18.60		24/04/26 22:00:00	146,026 514,507,609.72
BRISTOL-MYERS SQUIBB CO. US1101221083	44.85	0.34% 0.15		24/04/26 22:00:02	21,281,927 957,653,515.58
BROADCOM INC. US11135F1012	1,344.07	3.84% 49.65		24/04/26 22:00:00	2,409,983 3,230,481,179.95
CAPITAL ONE FINANCIAL COR... US14040H1059	146.21	0.16% 0.24		24/04/26 22:00:02	4,328,677 635,473,378.27
CATERPILLAR INC US1491231015	343.38	1.59% 5.38		24/04/26 22:00:02	3,324,630 1,141,710,313.34

CHARLES SCHWAB CORP. US8085131055	74.99	0.13% 0.10		24/04/26 22:00:01	5,560,677 416,808,085.76
CHARTER COMMUN INC US16119P1084	254.61	-1.73% -4.49		24/04/26 22:00:00	2,600,137 658,087,390.82
CHEVRON CORPORATION US1667641005	165.89	0.37% 0.61		24/04/26 22:02:31	9,736,350 1,606,595,538.73
CISCO SYSTEMS INC US17275R1023	47.86	-0.50% -0.24		24/04/26 22:00:00	14,658,841 702,396,654.15
CITIGROUP INC US1729674242	62.66	1.41% 0.87		24/04/26 22:00:01	16,364,096 1,022,986,826.84
COCA-COLA CO US1912161007	61.74	0.00% 0.00		24/04/26 22:00:02	10,994,262 679,155,449.39
COLGATE-PALMOLIVE CO US1941621039	91.01	1.93% 1.72		24/04/26 22:00:02	7,541,541 683,356,547.69
COMCAST CORP. CLASS A US20030N1019	38.57	1.85% 0.70		24/04/26 22:00:00	29,783,241 1,142,990,165.43
CONOCOPHILLIPS US20825C1045	130.24	0.10% 0.13		24/04/26 22:00:02	4,823,139 627,596,736.11
COSTCO WHOLESALE CORP US22160K1051	729.18	1.01% 7.32		24/04/26 22:00:00	1,524,431 1,110,264,219.69
CVS HEALTH CORPORATION US1266501006	67.18	-0.22% -0.15		24/04/26 22:00:02	6,396,438 429,623,122.48
DANAHER CORP. US2358511028	246.58	0.32% 0.78		24/04/26 22:00:02	2,710,446 668,349,936.43
DEERE & CO US2441991054	393.33	-0.19% -0.73		24/04/26 22:00:02	998,338 393,213,580.75
DOW INC. US2605571031	57.29	1.51% 0.85		24/04/26 22:00:02	5,573,593 320,091,439.64
DUKE ENERGY CORP US26441C2044	97.71	-1.33% -1.32		24/04/26 22:00:02	1,994,792 195,370,761.76
ELI LILLY AND COMPANY US5324571083	733.51	1.19% 8.64		24/04/26 22:00:02	2,009,249 1,472,815,889.03
EMERSON ELECTRIC CO. US2910111044	109.89	0.26% 0.29		24/04/26 22:00:02	1,364,495 150,244,091.50
EXXON MOBIL CORPORATION US30231G1022	117.96	-2.78% -3.37		24/04/26 22:02:22	27,289,468 3,211,721,523.81
FEDEX CORP US31428X1063	265.84	0.12% 0.32		24/04/26 22:00:02	958,876 255,098,271.63
FORD MOTOR COMPANY US3453708600	12.79	-1.92% -0.25		24/04/26 22:00:46	57,257,796 736,335,084.66
GE AEROSPACE US3696043013	162.35	0.68% 1.09		24/04/26 22:00:02	5,898,021 956,287,179.88
GENERAL DYNAMICS CORPORAT... US3695501086	284.41	-0.17% -0.49		24/04/26 22:00:02	1,244,205 353,922,443.51
GENERAL MOTORS CORP US37045V1008	45.84	0.48% 0.22		24/04/26 22:00:02	12,153,282 557,711,685.55
GILEAD SCIENCES INC. US3755581036	65.42	0.23% 0.15		24/04/26 22:00:00	12,382,425 811,393,725.22
GOLDMAN SACHS GROUP INC US38141G1040	427.57	1.79% 7.52		24/04/26 22:00:02	2,322,674 990,654,169.18
HOME DEPOT INC., THE US4370761029	335.09	0.94% 3.11		24/04/26 22:00:02	2,465,262 824,859,145.32
HONEYWELL INTERNATIONAL I... US4385161066	193.45	0.22% 0.43		24/04/26 22:00:00	3,041,537 585,833,701.70
INTEL CORP. US3758181035	31.88	-9.20%		24/04/26	119,742,494

S&P 100 INDEX

US4581401001		-3.23		22:00:00	3,781,190,851.64
INTERNATIONAL BUS MACHINE...	167.13	-1.05%		24/04/26	8,983,796
US4592001014		-1.78		22:00:02	1,498,923,407.89
INTUIT INC.	636.55	1.62%	█	24/04/26	1,192,496
US4612021034		10.16		22:00:00	757,901,227.32
JOHNSON & JOHNSON	146.14	-0.46%		24/04/26	6,182,982
US4781601046		-0.68		22:00:02	904,798,170.89
JPMORGAN CHASE & CO	193.49	0.06%		24/04/26	6,413,655
US46625H1005		0.12		22:00:02	1,242,990,302.57
KRAFT HEINZ CO.	38.16	-0.55%		24/04/26	5,342,375
US5007541064		-0.21		22:00:00	204,395,457.09
LINDE PLC	443.18	-0.15%		24/04/26	1,583,773
IE000S9YS762		-0.65		22:00:00	702,209,522.36
LOCKHEED MARTIN CORP	461.29	-0.75%		24/04/26	857,964
US5398301094		-3.49		22:00:02	396,072,394.28
LOWES COMPANIES INC.	229.87	-0.04%		24/04/26	2,001,194
US5486611073		-0.09		22:00:02	461,954,530.18
MASTERCARD INC. CLASS A	462.42	0.07%		24/04/26	1,963,273
US57636Q1040		0.31		22:00:02	908,143,359.94
MCDONALD'S CORPORATION CO...	273.09	-0.91%		24/04/26	3,636,458
US5801351017		-2.51		22:00:02	996,716,104.57
MEDTRONIC PLC	79.74	0.62%	█	24/04/26	5,024,880
IE00BTN1Y115		0.49		22:00:02	399,510,171.90
MERCK & CO. INC.	131.20	0.37%	█	24/04/26	7,758,230
US58933Y1055		0.48		22:00:02	1,018,246,036.54
META PLATFORMS INC. CLASS...	443.29	0.43%	█	24/04/26	32,691,443
US30303M1027		1.91		22:00:00	14,396,006,256.14
METLIFE INC.	70.42	-2.06%		24/04/26	5,650,572
US59156R1086		-1.48		22:00:02	398,546,902.47
MICROSOFT CORP.	406.32	1.82%	█	24/04/26	29,694,654
US5949181045		7.28		22:00:00	12,142,491,775.22
MONDELEZ INTERNATIONAL IN...	70.61	-0.27%		24/04/26	7,145,125
US6092071058		-0.19		22:00:00	505,224,613.61
MORGAN STANLEY	92.83	0.29%		24/04/26	4,606,109
US6174464486		0.27		22:00:02	428,143,288.76
NETFLIX INC	561.23	-0.63%		24/04/26	4,332,593
US64110L1061		-3.57		22:00:00	2,418,571,175.96
NEXTERA ENERGY INC.	65.99	-1.36%		24/04/26	9,982,762
US65339F1012		-0.91		22:00:02	660,295,340.77
NIKE INC. 'B'	94.12	0.19%		24/04/26	6,115,744
US6541061031		0.18		22:00:02	577,522,155.21
NVIDIA CORP.	877.35	6.18%	█	24/04/26	55,101,078
US67066G1040		51.03		22:00:00	47,737,382,235.48
ORACLE CORP	117.21	2.02%	█	24/04/26	8,355,111
US68389X1054		2.32		22:00:02	985,375,343.75
PAYPAL HOLDINGS INC.	65.96	2.90%	█	24/04/26	14,200,886
US70450Y1038		1.86		22:00:00	932,571,832.94
PEPSICO INC.	175.58	-0.62%		24/04/26	4,472,102
US7134481081		-1.10		22:00:00	788,493,128.14
PFIZER INC	25.40	0.55%	█	24/04/26	46,526,457
US7170811035		0.14		22:01:36	1,183,025,296.05
PHILIP MORRIS INTERNATION...	95.02	-1.11%		24/04/26	5,391,012
US7181721090		-1.07		22:00:02	514,012,861.93
PROCTER & GAMBLE CO	161.29	-0.78%		24/04/26	5,659,784
US7427181091		-1.26		22:00:02	913,422,540.76

S&P 100 INDEX

QUALCOMM INC. US7475251036	165.66	1.45% 2.36		24/04/26 22:00:00	7,141,339 1,182,018,044.65
RTX CORPORATION US75513E1010	101.41	-0.29% -0.30		24/04/26 22:00:01	4,428,318 448,180,522.56
SALESFORCE INC. US79466L3024	274.29	0.42% 1.15		24/04/26 22:00:02	3,754,585 1,032,026,130.36
SIMON PROPERTY GROUP INC. US8288061091	142.36	-0.26% -0.37		24/04/26 22:00:02	1,026,159 146,483,208.26
SOUTHERN CO. US8425871071	73.21	-1.56% -1.16		24/04/26 22:01:39	5,478,762 402,700,371.08
STARBUCKS CORP US8552441094	88.25	0.47% 0.41		24/04/26 22:00:00	7,185,257 635,927,315.91
T-MOBILE US INC. US8725901040	163.96	-0.05% -0.09		24/04/26 22:00:00	7,969,001 1,301,371,726.01
TARGET CORP US87612E1064	164.74	0.18% 0.30		24/04/26 22:00:01	2,085,518 344,313,163.65
TESLA INC. US88160R1014	168.29	-1.11% -1.89		24/04/26 22:00:00	109,815,725 18,579,277,920.26
TEXAS INSTRUMENTS INC US8825081040	177.48	1.27% 2.23		24/04/26 22:00:00	5,401,860 958,888,102.42
THERMO FISHER SCIENTIFIC ... US8835561023	573.60	0.33% 1.87		24/04/26 22:00:01	1,438,184 824,163,698.01
U.S. BANCORP US9029733048	41.12	0.32% 0.13		24/04/26 22:00:01	4,512,229 186,113,837.88
UNION PACIFIC CORP US9078181081	242.79	-0.31% -0.76		24/04/26 22:00:01	2,255,458 547,617,437.07
UNITED PARCEL SERVICE INC... US9113121068	147.59	0.14% 0.20		24/04/26 22:00:01	2,607,558 385,510,905.91
UNITEDHEALTH GROUP INC. US91324P1021	495.35	0.30% 1.49		24/04/26 22:00:01	2,727,016 1,350,096,964.44
VERIZON COMMUNICATIONS IN... US92343V1044	39.68	1.17% 0.46		24/04/26 22:00:01	18,246,244 724,362,289.46
VISA INC. US92826C8394	274.52	-0.23% -0.64		24/04/26 22:00:02	6,840,615 1,879,144,550.78
WALMART INC. US9311421039	60.16	-0.08% -0.05		24/04/26 22:00:01	11,045,224 664,685,903.42
WALT DISNEY COMPANY (THE) US2546871060	112.73	-0.04% -0.04		24/04/26 22:02:28	6,304,843 709,294,657.84
WELLS FARGO & COMPANY US9497461015	59.91	-0.03% -0.02		24/04/26 22:00:18	18,785,900 1,126,836,735.57