

## S&amp;P 100 INDEX

ISIN: US78380F1021

WKN: -

## Overview

2024/04/26 19:23:22

Price

**2,423.80** USD

Difference



1.65% (39.42)

## General attributes

ISIN	US78380F1021
Symbol	OEX
Country	USA
Instruments in index	100
Type of index	-
Security type	Index

## Market data

Open	2,411.06 USD
High	2,424.70 USD
Low	2,403.32 USD
Close (prev. day)	2,384.38 USD
Trading volume (m)	711,951,613
Volume (pcs)	1,720,517,427,163

## Top 5

Name	Price	+ - (%)	Trend
ALPHABET I...	173.66	+9.96	
NVIDIA COR...	880.30	+6.53	
BROADCOM I...	1,351.92	+4.44	
AMAZON.COM...	180.07	+3.69	
ADVANCED M...	158.24	+2.91	

Intraday 1w 1m 6m 1y 3y

## Flop 5

Name	Price	+ - (%)	Trend
INTEL CORP...	31.71	-9.68	
ABBVIE INC...	158.465	-5.28	
EXXON MOBI...	117.96	-2.78	
METLIFE IN...	70.40	-2.09	
CHARTER	254.3607	-1.83	

5y



Information about previous performance does not guarantee future performance.

Source: FactSet

## Recent research

## on market

Date	Headline	Download
2024/04/26	Week Ahead	
2024/04/26	Wochenausblick	
2024/04/26	Global Equity Ratings	
2024/04/26	Aktienempfehlungen Global	
2024/04/19	Week Ahead	

CO...

Intraday 1w 1m 6m 1y 3y

**Futures and Options**

Related Futures -

Related Options -

## Details

2024/04/26 19:23:22

## Price

**2,423.80** USD

## Difference



1.65% (39.42)

## General attributes

ISIN	US78380F1021
Symbol	OEX
Country	USA
Security type	Index
Instruments in index	100

## Market data

Open	2,411.06 USD
High	2,424.70 USD
Low	2,403.32 USD
Close (prev. day)	2,384.38 USD
Trading volume (m)	711,951,613
Volume (pcs)	1,720,517,427,163

## Performance and Risk

	6m	1y	3y
Perf (%)	+20.64%	+28.22%	+25.61%
Perf (abs.)	+407.95	+524.85	+486.15
Beta	-	-	-
Volatility	12.06	12.60	18.09



Information about previous performance does not guarantee future performance.

Source: FactSet

## Price data

Ø price 5 days   Ø volume 5 days (pcs.)	2,381.19 USD (1,280,309,697)
Ø price 30 days   Ø volume 30 days (pcs.)	2,436.31 USD (1,142,611,246)
Ø price 100 days   Ø volume 100 days (pcs.)	2,350.34 USD (1,154,737,617)
Ø price 250 days   Ø volume 250 days (pcs.)	2,173.12 USD (1,157,230,002)
YTD High   date	2,492.14 USD (2024/03/21)
YTD Low   date	2,196.91 USD (2024/01/05)
52 Weeks High   date	2,492.14 USD (2024/03/21)
52 Weeks Low   date	1,855.77 USD (2023/04/26)

## Composition




















Name  ISIN	Price	Diff %  Diff +/-	Performance 	Date Time	Turnover Pc.  Turnover Money 
3M COMPANY US88579Y1010	91.94	0.58% 0.53		24/04/26 19:23:19	1,196,126 109,796,032.75
ABBOTT LABORATORIES US0028241000	107.525	0.62% 0.67		24/04/26 19:23:15	1,249,581 133,992,749.02
ABBVIE INC. US00287Y1091	158.465	-5.28% -8.82		24/04/26 19:23:22	5,387,758 870,235,655.43
ACCENTURE PLC IE00B4BNMY34	308.00	-0.32% -1.00		24/04/26 19:23:22	1,581,662 487,682,477.85
ADOBE INC. US00724F1012	479.33	1.24% 5.89		24/04/26 19:23:15	1,227,223 588,744,571.64
ADVANCED MICRO DEVICES IN... US0079031078	158.2319	2.91% 4.47		24/04/26 19:23:23	28,544,222 4,478,982,933.03
ALPHABET INC. CLASS C US02079K1079	173.6595	9.95% 15.71		24/04/26 19:23:23	38,776,228 6,741,658,711.69
ALTRIA GROUP INC. US02209S1033	43.525	-0.03% -0.02		24/04/26 19:23:21	5,259,447 229,529,949.33
AMAZON.COM INC. US0231351067	180.07	3.69% 6.40		24/04/26 19:23:23	24,404,654 4,354,503,421.40
AMERICAN EXPRESS CO US0258161092	236.40	-0.30% -0.70		24/04/26 19:23:18	1,363,997 321,797,940.03
AMERICAN INTERNATIONAL GR... US0268747849	74.65	0.03% 0.02		24/04/26 19:23:22	1,306,055 97,388,986.58
AMERICAN TOWER CORP US03027X1000	172.62	-0.16% -0.28		24/04/26 19:23:17	660,117 114,438,811.44
AMGEN INC. US0311621009	270.15	0.29% 0.77		24/04/26 19:23:09	644,251 173,835,062.34
APPLE INC US0378331005	169.78	-0.06% -0.11		24/04/26 19:23:22	22,362,627 3,811,210,087.39
AT&T INC. US00206R1023	16.86	1.69% 0.28		24/04/26 19:23:23	18,909,164 316,459,690.86
BANK OF AMERICA CORP. US0605051046	38.04	0.34% 0.13		24/04/26 19:23:22	12,344,572 469,943,590.13
BANK OF NEW YORK MELLON C... US0640581007	57.53	0.61% 0.35		24/04/26 19:22:41	866,779 49,800,378.77
BERKSHIRE HATHAWAY INC. C... US0846707026	402.9026	-0.50% -2.01		24/04/26 19:23:22	1,380,080 555,984,782.23
BLACKROCK INC. US09247X1019	765.57	1.05% 7.92		24/04/26 19:20:46	180,717 138,033,247.88
BOEING CO., THE US0970231058	167.99	0.71% 1.18		24/04/26 19:23:20	4,273,536 712,148,725.18
BOOKING HOLDINGS INC. US09857L1089	3,524.77	0.64% 22.29		24/04/26 19:17:48	63,060 222,308,779.49
BRISTOL-MYERS SQUIBB CO. US1101221083	45.115	0.93% 0.42		24/04/26 19:23:20	8,892,477 400,356,267.06
BROADCOM INC. US11135F1012	1,351.92	4.44% 57.50		24/04/26 19:23:22	1,258,970 1,683,534,351.96
CAPITAL ONE FINANCIAL COR... US14040H1059	146.52	0.38% 0.55		24/04/26 19:23:03	2,390,443 351,341,927.08
CATERPILLAR INC US1491231015	344.4764	1.92% 6.48		24/04/26 19:23:15	1,586,237 544,324,715.08

CHARLES SCHWAB CORP. US8085131055	75.04	0.20% 0.15		24/04/26 19:23:23	2,538,416 190,091,676.02
CHARTER COMMUN INC US16119P1084	254.3607	-1.83% -4.74		24/04/26 19:23:15	1,524,939 383,853,982.97
CHEVRON CORPORATION US1667641005	165.14	-0.08% -0.14		24/04/26 19:23:22	5,085,647 835,916,845.81
CISCO SYSTEMS INC US17275R1023	47.91	-0.40% -0.19		24/04/26 19:23:21	5,289,383 253,659,199.70
CITIGROUP INC US1729674242	62.545	1.22% 0.76		24/04/26 19:23:21	7,548,407 469,630,796.20
COCA-COLA CO US1912161007	61.7897	0.08% 0.05		24/04/26 19:23:22	3,901,146 240,892,988.62
COLGATE-PALMOLIVE CO US1941621039	90.72	1.60% 1.43		24/04/26 19:23:22	4,628,987 418,352,333.65
COMCAST CORP. CLASS A US20030N1019	38.315	1.18% 0.45		24/04/26 19:23:21	14,180,310 541,349,117.34
CONOCOPHILLIPS US20825C1045	130.155	0.03% 0.05		24/04/26 19:23:18	2,239,881 290,924,448.01
COSTCO WHOLESALE CORP US22160K1051	729.42	1.05% 7.56		24/04/26 19:23:14	615,231 447,147,600.91
CVS HEALTH CORPORATION US1266501006	67.20	-0.19% -0.13		24/04/26 19:23:20	3,032,568 203,621,971.07
DANAHER CORP. US2358511028	247.97	0.88% 2.17		24/04/26 19:23:22	1,404,054 345,536,484.22
DEERE & CO US2441991054	394.0375	-0.01% -0.02		24/04/26 19:23:00	351,737 138,303,224.69
DOW INC. US2605571031	57.395	1.69% 0.96		24/04/26 19:23:23	2,929,455 168,611,398.24
DUKE ENERGY CORP US26441C2044	97.9077	-1.13% -1.12		24/04/26 19:23:09	635,050 62,398,758.90
ELI LILLY AND COMPANY US5324571083	736.3901	1.59% 11.52		24/04/26 19:23:15	1,002,092 733,649,745.40
EMERSON ELECTRIC CO. US2910111044	110.50	0.82% 0.90		24/04/26 19:23:08	444,077 48,853,637.51
EXXON MOBIL CORPORATION US30231G1022	117.955	-2.78% -3.38		24/04/26 19:23:23	16,494,099 1,936,093,788.77
FEDEX CORP US31428X1063	265.96	0.17% 0.44		24/04/26 19:21:07	436,937 116,113,487.85
FORD MOTOR COMPANY US3453708600	12.92	-0.92% -0.12		24/04/26 19:23:22	33,471,039 430,967,514.43
GE AEROSPACE US3696043013	162.65	0.86% 1.39		24/04/26 19:23:19	2,929,278 473,543,105.41
GENERAL DYNAMICS CORPORAT... US3695501086	284.25	-0.23% -0.65		24/04/26 19:23:10	539,020 153,150,868.57
GENERAL MOTORS CORP US37045V1008	46.125	1.11% 0.51		24/04/26 19:23:22	6,830,881 313,287,410.47
GILEAD SCIENCES INC. US3755581036	65.3846	0.18% 0.11		24/04/26 19:23:19	6,823,473 447,012,776.22
GOLDMAN SACHS GROUP INC US38141G1040	427.58	1.79% 7.53		24/04/26 19:23:12	1,134,234 482,314,144.66
HOME DEPOT INC., THE US4370761029	333.98	0.60% 2.00		24/04/26 19:23:14	990,764 331,065,431.80
HONEYWELL INTERNATIONAL I... US4385161066	193.01	-0.01% -0.01		24/04/26 19:23:22	1,231,084 236,002,624.62
INTEL CORP.	31.70	-9.71%		24/04/26	82,925,233

## S&amp;P 100 INDEX

US4581401001		-3.41		19:23:22	2,610,116,010.41
INTERNATIONAL BUS MACHINE...	167.68	-0.73%		24/04/26	4,850,982
US4592001014		-1.23		19:23:22	808,744,275.09
INTUIT INC.	633.45	1.13%		24/04/26	412,942
US4612021034		7.06		19:22:59	261,780,977.70
JOHNSON & JOHNSON	146.25	-0.39%		24/04/26	2,393,320
US4781601046		-0.57		19:23:17	350,737,383.17
JPMORGAN CHASE & CO	194.10	0.38%		24/04/26	2,774,468
US46625H1005		0.73		19:23:22	537,785,335.94
KRAFT HEINZ CO.	38.385	0.04%		24/04/26	2,423,631
US5007541064		0.02		19:23:17	92,692,107.12
LINDE PLC	443.11	-0.16%		24/04/26	723,334
IE000S9YS762		-0.72		19:23:16	320,656,107.71
LOCKHEED MARTIN CORP	462.2852	-0.54%		24/04/26	437,428
US5398301094		-2.49		19:23:15	201,869,636.26
LOWES COMPANIES INC.	231.405	0.63%		24/04/26	759,689
US5486611073		1.45		19:23:17	176,157,960.78
MASTERCARD INC. CLASS A	463.1074	0.22%		24/04/26	788,037
US57636Q1040		1.00		19:22:54	364,963,537.79
MCDONALD'S CORPORATION CO...	274.8591	-0.27%		24/04/26	2,032,980
US5801351017		-0.74		19:23:15	557,772,455.05
MEDTRONIC PLC	79.4778	0.29%		24/04/26	1,964,715
IE00BTN1Y115		0.23		19:23:12	155,684,647.46
MERCK & CO. INC.	131.53	0.62%		24/04/26	3,625,821
US58933Y1055		0.81		19:23:17	475,673,371.32
META PLATFORMS INC. CLASS...	439.845	-0.35%		24/04/26	22,648,757
US30303M1027		-1.54		19:23:22	9,955,381,486.81
METLIFE INC.	70.40	-2.09%		24/04/26	2,386,643
US59156R1086		-1.50		19:23:22	168,776,319.06
MICROSOFT CORP.	409.03	2.50%		24/04/26	19,118,599
US5949181045		9.99		19:23:22	7,831,555,006.52
MONDELEZ INTERNATIONAL IN...	70.58	-0.31%		24/04/26	2,641,498
US6092071058		-0.22		19:23:13	186,860,621.56
MORGAN STANLEY	93.13	0.62%		24/04/26	1,914,288
US6174464486		0.57		19:23:20	177,923,306.52
NETFLIX INC	559.98	-0.85%		24/04/26	2,839,024
US64110L1061		-4.82		19:23:10	1,580,536,138.89
NEXTERA ENERGY INC.	66.075	-1.23%		24/04/26	3,978,257
US65339F1012		-0.83		19:23:22	263,539,096.79
NIKE INC. 'B'	94.43	0.52%		24/04/26	3,053,157
US6541061031		0.49		19:23:19	289,295,319.49
NVIDIA CORP.	880.30	6.53%		24/04/26	35,792,723
US67066G1040		53.98		19:23:21	30,820,866,647.53
ORACLE CORP	118.215	2.89%		24/04/26	5,238,411
US68389X1054		3.33		19:23:17	619,275,341.83
PAYPAL HOLDINGS INC.	65.775	2.61%		24/04/26	5,318,483
US70450Y1038		1.68		19:23:16	346,656,119.26
PEPSICO INC.	176.14	-0.31%		24/04/26	2,132,136
US7134481081		-0.54		19:23:20	376,974,976.30
PFIZER INC	25.4675	0.82%		24/04/26	20,318,160
US7170811035		0.21		19:23:23	515,989,117.13
PHILIP MORRIS INTERNATION...	95.22	-0.91%		24/04/26	1,882,196
US7181721090		-0.87		19:23:12	180,088,048.86
PROCTER & GAMBLE CO	161.52	-0.63%		24/04/26	2,184,062
US7427181091		-1.03		19:23:22	352,627,516.76

## S&amp;P 100 INDEX

QUALCOMM INC. US7475251036	166.36	1.87% 3.06		24/04/26 19:23:15	3,113,807 514,269,794.80
RTX CORPORATION US75513E1010	101.39	-0.31% -0.32		24/04/26 19:23:22	2,173,352 219,388,374.44
SALESFORCE INC. US79466L3024	275.405	0.83% 2.27		24/04/26 19:23:19	1,704,658 469,965,794.01
SIMON PROPERTY GROUP INC. US8288061091	143.2579	0.37% 0.53		24/04/26 19:23:08	230,469 33,117,457.97
SOUTHERN CO. US8425871071	73.835	-0.72% -0.54		24/04/26 19:23:21	1,713,337 126,547,842.06
STARBUCKS CORP US8552441094	88.8186	1.11% 0.98		24/04/26 19:23:21	3,997,746 354,191,999.90
T-MOBILE US INC. US8725901040	163.248	-0.49% -0.80		24/04/26 19:23:21	3,769,339 613,434,836.44
TARGET CORP US87612E1064	165.84	0.85% 1.40		24/04/26 19:23:16	869,997 143,806,434.56
TESLA INC. US88160R1014	171.07	0.52% 0.89		24/04/26 19:23:22	67,178,758 11,409,924,438.93
TEXAS INSTRUMENTS INC US8825081040	177.74	1.42% 2.49		24/04/26 19:23:22	2,018,492 358,038,647.11
THERMO FISHER SCIENTIFIC ... US8835561023	573.98	0.39% 2.25		24/04/26 19:23:14	622,342 356,293,064.99
U.S. BANCORP US9029733048	41.275	0.70% 0.28		24/04/26 19:23:20	1,798,989 74,297,676.52
UNION PACIFIC CORP US9078181081	242.18	-0.56% -1.37		24/04/26 19:23:15	894,811 216,831,340.07
UNITED PARCEL SERVICE INC... US9113121068	147.4069	0.01% 0.02		24/04/26 19:23:18	1,123,664 166,096,026.19
UNITEDHEALTH GROUP INC. US91324P1021	496.06	0.45% 2.20		24/04/26 19:23:22	1,160,458 573,467,679.48
VERIZON COMMUNICATIONS IN... US92343V1044	39.8199	1.53% 0.60		24/04/26 19:23:14	5,877,046 233,129,055.85
VISA INC. US92826C8394	274.91	-0.09% -0.25		24/04/26 19:23:22	1,611,926 443,873,619.42
WALMART INC. US9311421039	60.36	0.25% 0.15		24/04/26 19:23:20	4,765,058 286,663,235.30
WALT DISNEY COMPANY (THE) US2546871060	112.66	-0.10% -0.11		24/04/26 19:23:16	2,231,069 250,704,587.34
WELLS FARGO & COMPANY US9497461015	60.03	0.17% 0.10		24/04/26 19:23:17	8,741,582 523,417,359.97