

S&P 100 INDEX

ISIN: **US78380F1021** WKN: -

Übersicht

24.04.2024 22:16:07

Kurs

2.400,62 USD

Differenz ▼ -0,04% (-1,02)

Stammdaten

ISIN	US78380F1021
Symbol	OEX
Land	USA
Anzahl der enthaltenen Werte im Index	100
Index-Typ	-
Wertpapierkategorie	Index

Top 5

Name	Kurs	+ - (%)	Trend
TESLA INC.	162,13	+12,06	▲
TEXAS INST...	174,81	+5,64	▲
PEPSICO IN...	177,41	+3,62	▲
AT&T INC.	16,81	+1,88	▲
U.S. BANCO...	41,61	+1,56	▲

Intraday 1W 1M 6M 1J 3J

Flop 5

Name	Kurs	+ - (%)	Trend
GENERAL DY...	281,11	-3,97	▼
NETFLIX IN...	555,12	-3,92	▼
NVIDIA COR...	796,77	-3,33	▼
BOEING CO...	164,33	-2,87	▼
GE AEROSPA...	159,19	-2,11	▼

Intraday 1W 1M 6M 1J 3J



Nähere Infos zu den Ländern &



Die Wertentwicklung der Vergangenheit lässt keine verlässlichen Rückschlüsse auf die zukünftige Entwicklung eines Finanzinstruments zu.

Quelle: FactSet

Aktuellstes Research

Märkte			
Datum		Überschrift	Download
19.04.2024		Week Ahead	Download
19.04.2024		Wochenausblick	Download
12.04.2024		Wochenausblick	Download
12.04.2024		Week Ahead	Download
08.04.2024		Erste Group Research	

Regionen

➤ **Märkte nach Region**

Details

24.04.2024 22:16:07

Kurs

2.400,62 USDDifferenz  -0,04% (-1,02)

Stammdaten

ISIN	US78380F1021
Symbol	OEX
Land	USA
Wertpapierkategorie	Index
Anzahl der enthaltenen Werte im Index	100

Marktdaten

Eröffnung	2.412,62 USD
Hoch	2.413,08 USD
Tief	2.390,01 USD
Schluss Vortag	2.401,64 USD
Volumen (Mio.)	1.232.665.789
Volumen (Stück)	2.960.293.859.916

Performance und Risiko

	6M	1J	3J
Perf (%)	+20,62%	+27,19%	+26,52%
Perf (abs.)	+410,58	+513,34	+503,41
Beta	-	-	-
Volatilität	12,53	12,69	18,11



5J

Die Wertentwicklung der Vergangenheit lässt keine verlässlichen Rückschlüsse auf die zukünftige Entwicklung eines Finanzinstruments zu.

Quelle: FactSet

Kursdaten





Ø Kurs 5 Tage Ø Volumen 5 Tage (Stk.)	2.376,62 USD (1.168.339.487)
Ø Kurs 30 Tage Ø Volumen 30 Tage (Stk.)	2.439,69 USD (1.136.786.160)
Ø Kurs 100 Tage Ø Volumen 100 Tage (Stk.)	2.345,24 USD (1.151.662.540)
Ø Kurs 250 Tage Ø Volumen 250 Tage	2.169,07 USD (1.156.135.223)
Hoch seit 1.1. Datum	2.492,14 USD (21.03.2024)
Tief seit 1.1. Datum	2.196,91 USD (05.01.2024)
52 Wochen Hoch Datum	2.492,14 USD (21.03.2024)
52 Wochen Tief Datum	1.855,77 USD (26.04.2023)

Enthaltene Werte

















Name  ISIN	Kurs	Diff %  Diff /-	Performance 	Datum Zeit	Gehandelte Stück  Umsatz Geld 
3M COMPANY US88579Y1010	92,02	-1,05% -0,98		24.04.24 22:00:02	3.769.084 346.930.074,63
ABBOTT LABORATORIES US0028241000	106,89	-0,65% -0,70		24.04.24 22:00:01	5.050.066 538.059.989,81
ABBVIE INC. US00287Y1091	167,80	-1,03% -1,74		24.04.24 22:00:02	3.974.064 667.792.267,08
ACCENTURE PLC IE00B4BNMY34	313,54	-1,04% -3,29		24.04.24 22:00:02	4.125.479 1.291.654.878,03
ADOBE INC. US00724F1012	477,12	0,89% 4,22		24.04.24 22:00:00	2.045.672 973.805.839,95
ADVANCED MICRO DEVICES IN... US0079031078	151,74	-0,35% -0,53		24.04.24 22:00:00	42.896.702 6.560.772.827,88
ALPHABET INC. CLASS C US02079K1079	161,10	0,74% 1,18		24.04.24 22:00:00	18.757.007 3.005.276.687,79
ALTRIA GROUP INC. US02209S1033	42,92	0,12% 0,05		24.04.24 22:00:02	12.425.989 532.904.081,62
AMAZON.COM INC. US0231351067	176,59	-1,64% -2,95		24.04.24 22:00:00	32.224.634 5.716.934.346,40
AMERICAN EXPRESS CO US0258161092	239,12	0,07% 0,16		24.04.24 22:01:08	4.214.607 1.008.004.004,16
AMERICAN INTERNATIONAL GR... US0268747849	74,97	0,05% 0,04		24.04.24 22:00:02	2.669.862 199.887.017,00
AMERICAN TOWER CORP US03027X1000	173,35	-0,48% -0,83		24.04.24 22:00:01	2.873.211 499.959.823,43
AMGEN INC. US0311621009	273,01	-0,19% -0,53		24.04.24 22:00:00	2.457.997 671.761.579,96
APPLE INC US0378331005	169,02	1,27% 2,12		24.04.24 22:00:00	47.326.060 7.971.079.051,50
AT&T INC. US00206R1023	16,81	1,88% 0,31		24.04.24 22:01:43	73.706.766 1.233.257.602,77
BANK OF AMERICA CORP. US0605051046	38,32	-0,13% -0,05		24.04.24 22:00:02	28.470.557 1.091.114.880,38
BANK OF NEW YORK MELLON C... US0640581007	57,95	0,89% 0,51		24.04.24 22:00:01	3.224.229 186.030.340,99
BERKSHIRE HATHAWAY INC. C... US0846707026	405,95	-0,68% -2,79		24.04.24 22:00:49	2.494.212 1.011.691.020,23
BLACKROCK INC. US09247X1019	762,80	-0,50% -3,82		24.04.24 22:00:01	747.689 570.418.317,68
BOEING CO., THE US0970231058	164,33	-2,87% -4,85		24.04.24 22:00:01	20.679.551 3.481.647.298,53
BOOKING HOLDINGS INC. US09857L1089	3.517,52	-0,47% -16,47		24.04.24 22:00:00	154.600 544.414.676,42
BRISTOL-MYERS SQUIBB CO. US1101221083	48,86	-0,27% -0,13		24.04.24 22:00:02	16.032.367 782.392.753,32
BROADCOM INC. US11135F1012	1.256,82	0,61% 7,63		24.04.24 22:00:00	1.953.123 2.463.479.530,23
CAPITAL ONE FINANCIAL COR... US14040H1059	148,87	0,66% 0,97		24.04.24 22:00:02	3.961.255 588.703.716,14
CATERPILLAR INC US1491231015	363,52	0,07% 0,27		24.04.24 22:00:02	3.015.604 1.096.399.154,87

CHARLES SCHWAB CORP. US8085131055	75,19	-0,05% -0,04		24.04.24 22:00:02	5.344.348 401.892.059,09
CHARTER COMMUNICATIONS IN... US16119P1084	264,70	-0,60% -1,61		24.04.24 22:00:00	1.129.774 297.677.669,01
CHEVRON CORPORATION US1667641005	163,57	0,44% 0,72		24.04.24 22:01:51	7.581.086 1.236.362.795,18
CISCO SYSTEMS INC US17275R1023	48,35	0,06% 0,03		24.04.24 22:00:00	14.284.838 688.582.476,07
CITIGROUP INC US1729674242	62,47	-0,32% -0,20		24.04.24 22:00:01	9.923.648 619.224.286,55
COCA-COLA CO US1912161007	61,55	1,50% 0,91		24.04.24 22:00:02	19.515.878 1.195.533.340,48
COLGATE-PALMOLIVE CO US1941621039	88,87	0,33% 0,29		24.04.24 22:00:02	4.066.492 360.570.323,80
COMCAST CORP. CLASS A US20030N1019	40,21	-0,37% -0,15		24.04.24 22:00:00	19.459.501 781.837.445,39
CONOCOPHILLIPS US20825C1045	129,28	-0,43% -0,56		24.04.24 22:00:02	3.807.722 491.801.635,80
COSTCO WHOLESALE CORP US22160K1051	723,89	0,17% 1,21		24.04.24 22:00:00	1.193.019 861.829.478,40
CVS HEALTH CORPORATION US1266501006	67,77	-1,07% -0,73		24.04.24 22:00:02	8.644.285 586.584.602,51
DANAHER CORP. US2358511028	250,41	-1,07% -2,70		24.04.24 22:00:02	3.064.441 766.839.623,30
DEERE & CO US2441991054	394,62	-0,65% -2,59		24.04.24 22:00:02	944.407 372.942.967,44
DOW INC. US2605571031	56,98	0,42% 0,24		24.04.24 22:00:02	4.948.426 281.756.296,90
DUKE ENERGY CORP US26441C2044	98,96	0,77% 0,76		24.04.24 22:00:02	2.644.094 260.991.789,52
ELI LILLY AND COMPANY US5324571083	732,20	-1,81% -13,49		24.04.24 22:00:02	2.052.628 1.507.769.845,70
EMERSON ELECTRIC CO. US2910111044	109,62	-0,14% -0,15		24.04.24 22:00:02	1.873.662 205.190.120,36
EXXON MOBIL CORPORATION US30231G1022	121,05	0,02% 0,02		24.04.24 22:01:48	12.079.517 1.457.712.858,83
FEDEX CORP US31428X1063	266,07	-2,09% -5,68		24.04.24 22:00:02	1.694.031 450.880.126,89
FORD MOTOR COMPANY US3453708600	12,95	0,08% 0,01		24.04.24 22:03:28	71.566.347 925.805.555,92
GE AEROSPACE US3696043013	159,19	-2,11% -3,43		24.04.24 22:00:02	10.294.722 1.628.872.944,13
GENERAL DYNAMICS CORPORAT... US3695501086	281,11	-3,97% -11,61		24.04.24 22:00:02	3.765.975 1.052.758.824,09
GENERAL MOTORS CORP US37045V1008	45,08	-0,04% -0,02		24.04.24 22:00:02	14.505.814 652.506.993,18
GILEAD SCIENCES INC. US3755581036	67,08	0,07% 0,05		24.04.24 22:00:00	8.265.602 552.993.977,92
GOLDMAN SACHS GROUP INC US38141G1040	423,04	-0,23% -0,96		24.04.24 22:00:02	1.568.788 662.501.129,70
HOME DEPOT INC., THE US4370761029	333,01	-1,77% -5,99		24.04.24 22:00:02	3.847.052 1.281.772.156,13
HONEYWELL INTERNATIONAL I... US4385161066	194,79	-0,70% -1,37		24.04.24 22:00:00	3.444.653 671.010.435,29
INTEL CORP. US3758181035	34,50	0,64% 0,00		24.04.24 22:00:00	48.841.239 1.000.000.000,00

S&P 100 INDEX

US4581401001		0,22		22:00:00	1.694.616.987,22
INTERNATIONAL BUS MACHINE... US4592001014	184,10	1,05% 1,91		24.04.24 22:00:02	6.867.545 1.257.904.786,95
INTUIT INC. US4612021034	635,49	0,73% 4,61		24.04.24 22:00:00	1.371.712 871.605.461,66
JOHNSON & JOHNSON US4781601046	148,53	-0,69% -1,03		24.04.24 22:00:02	9.602.020 1.423.353.803,35
JPMORGAN CHASE & CO US46625H1005	193,08	0,49% 0,94		24.04.24 22:00:02	6.891.502 1.324.612.772,90
KRAFT HEINZ CO. US5007541064	38,57	1,31% 0,50		24.04.24 22:00:00	7.223.666 277.255.574,98
LINDE PLC IE000S9YS762	444,32	-0,17% -0,74		24.04.24 22:00:00	1.915.995 844.764.845,33
LOCKHEED MARTIN CORP US5398301094	459,14	-0,20% -0,94		24.04.24 22:00:02	1.014.938 465.890.248,05
LOWES COMPANIES INC. US5486611073	230,29	-1,40% -3,27		24.04.24 22:00:02	1.470.853 338.465.231,45
MASTERCARD INC. CLASS A US57636Q1040	462,50	-0,07% -0,32		24.04.24 22:00:02	3.982.748 1.843.082.157,78
MCDONALD'S CORPORATION CO... US5801351017	276,75	-0,05% -0,13		24.04.24 22:00:02	4.005.968 1.103.378.094,72
MEDTRONIC PLC IE00BTN1Y115	80,38	-1,12% -0,91		24.04.24 22:00:02	5.028.122 404.189.741,10
MERCK & CO. INC. US58933Y1055	127,00	0,09% 0,12		24.04.24 22:00:02	7.083.478 898.619.549,94
META PLATFORMS INC. CLASS... US30303M1027	493,50	-0,52% -2,60		24.04.24 22:00:00	27.563.961 13.518.790.522,78
METLIFE INC. US59156R1086	72,72	0,69% 0,50		24.04.24 22:00:01	2.060.451 149.314.677,02
MICROSOFT CORP. US5949181045	409,06	0,37% 1,49		24.04.24 22:00:00	14.282.548 5.841.703.519,78
MONDELEZ INTERNATIONAL IN... US6092071058	71,31	0,79% 0,56		24.04.24 22:00:00	15.386.500 1.093.890.394,48
MORGAN STANLEY US6174464486	93,85	0,10% 0,09		24.04.24 22:02:08	4.791.964 448.888.691,31
NETFLIX INC US64110L1061	555,12	-3,92% -22,63		24.04.24 22:00:00	5.296.239 2.955.717.691,34
NEXTERA ENERGY INC. US65339F1012	66,56	0,54% 0,36		24.04.24 22:00:02	12.030.632 799.156.862,36
NIKE INC. 'B' US6541061031	94,64	0,66% 0,62		24.04.24 22:00:02	6.444.878 610.262.870,36
NVIDIA CORP. US67066G1040	796,77	-3,33% -27,46		24.04.24 22:00:00	49.956.332 40.660.067.366,64
ORACLE CORP US68389X1054	115,34	0,22% 0,25		24.04.24 22:00:02	5.231.132 601.716.330,82
PAYPAL HOLDINGS INC. US70450Y1038	64,84	0,64% 0,41		24.04.24 22:00:00	7.796.051 504.358.929,19
PEPSICO INC. US7134481081	177,41	3,62% 6,19		24.04.24 22:00:00	9.948.035 1.747.269.542,17
PFIZER INC US7170811035	26,27	-0,19% -0,05		24.04.24 22:00:48	23.386.317 613.308.260,72
PHILIP MORRIS INTERNATION... US7181721090	99,02	1,39% 1,36		24.04.24 22:00:02	13.298.636 1.305.588.589,82
PROCTER & GAMBLE CO US7427181091	162,60	0,68% 1,10		24.04.24 22:02:03	7.096.367 1.148.637.285,33

S&P 100 INDEX

QUALCOMM INC. US7475251036	163,63	1,41% 2,28		24.04.24 22:00:00	6.077.321 994.391.472,95
RAYTHEON TECHNOLOGIES COR... US75513E1010	101,02	-0,36% -0,36		24.04.24 22:00:01	7.719.152 778.254.061,14
SALESFORCE INC. US79466L3024	276,19	-0,18% -0,49		24.04.24 22:00:02	3.925.976 1.086.020.323,03
SIMON PROPERTY GROUP INC. US8288061091	142,81	-0,67% -0,97		24.04.24 22:00:01	1.055.087 150.328.910,96
SOUTHERN CO. US8425871071	73,91	0,90% 0,66		24.04.24 22:01:20	5.606.872 413.187.573,13
STARBUCKS CORP US8552441094	88,75	1,00% 0,88		24.04.24 22:00:00	7.128.326 629.200.232,67
T-MOBILE US INC. US8725901040	164,18	0,57% 0,93		24.04.24 22:00:00	4.700.521 769.947.344,28
TARGET CORP US87612E1064	165,34	-0,70% -1,17		24.04.24 22:00:02	2.548.275 422.173.937,31
TESLA INC. US88160R1014	162,13	12,06% 17,45		24.04.24 22:00:00	179.622.074 29.086.445.055,88
TEXAS INSTRUMENTS INC US8825081040	174,81	5,64% 9,34		24.04.24 22:00:00	13.903.058 2.441.398.298,77
THERMO FISHER SCIENTIFIC ... US8835561023	577,39	0,49% 2,80		24.04.24 22:00:01	1.952.937 1.124.850.140,48
U.S. BANCORP US9029733048	41,61	1,56% 0,64		24.04.24 22:00:01	6.548.673 271.344.460,06
UNION PACIFIC CORP US9078181081	231,98	-1,82% -4,31		24.04.24 22:00:01	2.951.003 682.882.344,23
UNITED PARCEL SERVICE INC... US9113121068	146,62	-1,51% -2,25		24.04.24 22:02:15	5.283.416 770.913.668,16
UNITEDHEALTH GROUP INC. US91324P1021	487,30	0,23% 1,12		24.04.24 22:00:01	3.722.301 1.806.286.389,82
VERIZON COMMUNICATIONS IN... US92343V1044	39,49	-0,53% -0,21		24.04.24 22:00:02	14.950.692 588.360.884,27
VISA INC. US92826C8394	275,02	0,33% 0,91		24.04.24 22:00:02	8.746.534 2.423.242.460,14
WALMART INC. US9311421039	59,87	1,32% 0,78		24.04.24 22:00:01	18.504.485 1.104.181.490,04
WALT DISNEY COMPANY (THE) US2546871060	113,92	0,18% 0,21		24.04.24 22:01:57	6.031.139 685.563.288,96
WELLS FARGO & COMPANY US9497461015	60,60	-0,56% -0,34		24.04.24 22:01:26	19.633.833 1.189.873.823,36